

TORQUE ITEM #4 TO 24-30 IN-LBS

WIRE TIGHTENING TORQUE 50 IN-LBS

NEUTRAL / GROUND WIRE CONNECTION TORQUE SETTINGS GROUND / NEUTRAL 50IN-LBS

ITEM #44 ONE MOUNTED UNDER SUBPLATE ITEM #24 4 PLACES

SECTION A-A SCALE 0.600

SECTION B-B SCALE 0.600

CENTER DECAL APPROXIMATELY 6-1/4" DOWN FROM TOP OF COVER USING ASSEMBLY TEMPLATE

---SERIAL NUMBER AND FRONT DECAL PER MODEL
 ---SUPPLIED WITH HARNESS ITEM #50
 ---SUPPLIED WITH TRANSFER SWITCH

| SH | I/I | REV | B | ITEM # | PART # | QTY | DESCRIPTION |
|-----|-----|-----|---|--------|-------------|-----|--|
| | | | | 1 | 0C2237 | 1 | XFRSW HSB 100A 2P 250V |
| | | | | 2 | 074908 | 6 | SCREW HHTT M5-0.8 X 10 BP |
| | | | | 3 | 077033 | 6 | LUG SLDLSS 1/0-#14X9/16 AL/CU |
| | | | | 4 | 0G7624 | 6 | SCREW PPHM #10-32 X 5/16 |
| | | | | 5 | 022152 | 6 | WASHER LOCK #10 |
| | | | | 6 | 074138 | 1 | LUG DIS QK N1-S 10X45 DEG BR/T |
| | | | | 7 | 0E7886H | 1 | CB 0100A 2P 240V S BQ2 LB |
| | | | | 8 | 0E7890 | 1 | BRKT CB MTG BACK |
| | | | | 9 | 0G5780A | 1 | ASSY WIRE 2AWG 5.375" #NIA BLK |
| | | | | 10 | 0G5780B | 1 | ASSY WIRE 2AWG 6.875" #N2A BLK |
| | | | | 11 | 0A1495 | 8 | SCREW HHTT M4-0.7 X 10 BP |
| | | | | 12 | 0K1167 | 1 | WIRE NEUTRAL TO GROUND CONNECTION |
| ** | | | | 13 | 0K0103 | 1 | RELAY PNL 12VDC DPDT 10A@240VA |
| ** | | | | 14 | 0D2572 | 1 | FUSEBLOCK 30A 600V 3POS W/SQ |
| ** | | | | 15 | 073590A | 3 | FUSE 5A X BUSS |
| ** | | | | 16 | 0D7393T | 1 | TERM BLOCK 3P UL 12-20AWG |
| | | | | 17 | 0F2659 | 2 | SCREW HHTT M3-0.5 X 6 BP |
| | | | | 18 | 0K0124 | 2 | SCREW PHTT M3-0.5 X 25 |
| | | | | 19 | 0K0108 | 1 | ASSY-NEUT BLK 100A |
| | | | | 20 | 090388 | 2 | SCREW HHTT M6-1.0 X 12 ZINC |
| | | | | 21 | 026902 | 1 | SCREW HHTT #8-32 X 1/4 CZ |
| | | | | 22 | 0K01120ALOR | 1 | ENCLOSURE 100/200A XFER SW_RAW |
| | | | | 23 | 0K01130ALOR | 1 | COVER 100A XFER SWITCH_INST_RAW |
| | | | | 24 | 0K0114 | 1 | SUBPLATE, 100/200A XFER SW |
| | | | | 25 | 0K11120ALOR | 1 | COVER INSIDE 100A SE GRAY_RAW |
| | | | | 26 | 0K1119 | 1 | RISER 100A SERV ENT |
| * | | | | 27 | 0K1098 | 1 | DECAL RTS TRANSFER SW GENERAC |
| * | | | | 28 | 0K1736A | 1 | DECAL, XFER SW SE 100A 120/240 |
| | | | | 29 | 0E3484 | 1 | DECAL WARN MANUAL OPER HANDLE |
| | | | | 30 | 0F9969 | 1 | DECAL UTILITY DISCONNECT |
| | | | | 31 | 0K1018 | 1 | DECAL, NEUTRAL CONNECTION |
| | | | | 32 | 0K1738 | 1 | DECAL TEST SEQUENCE 100-200A SE |
| | | | | 33 | 0H7917 | 1 | DECAL CUSTOMER CONN RTS |
| | | | | 34 | 0D3587 | 1 | DECAL, FUSE REPLACEMENT |
| | | | | 35 | 0G3259 | 1 | DECAL TERMINAL SHOCK HZD BI |
| | | | | 36 | 0G3274 | 1 | DECAL LIVE CIRCUIT ENG/FRN/SPN |
| | | | | 37 | 0H6389 | 1 | DECAL UTILITY LOAD SENSE 240V |
| | | | | 38 | 0H7274 | 1 | DECAL NEC COMPLIANCE |
| | | | | 39 | 0E7213 | 1 | SCREW THUMB 1/4-20 X1/2 W/SHLD |
| | | | | 40 | 0J8202 | 1 | LUG SLDLSS 2/0-#14X#10-32X.125 |
| | | | | 41 | 026850 | 2 | WASHER LOCK EXT 1/4 STL |
| | | | | 42 | 0G8411 | 6 | NUT HEX FL WHIZ 1/4-20 |
| | | | | 43 | 085889 | 1 | NUT HEX 1/4-20 SS |
| | | | | 44 | 022473 | 4 | WASHER FLAT 1/4-M6 ZINC |
| | | | | 45 | 0E6193 | 1 | BRACKET, ARM EXTENDER |
| | | | | 46 | 0D6162 | 2 | RIVET POP .156 X .362 AL |
| *** | | | | 47 | 0E6155 | 1 | PIN ARM EXTENDER |
| | | | | 48 | 0H7270 | 1 | CHANNEL SNAPTRACK 76.2 X 101.2 |
| | | | | 49 | 0K0220A | 1 | ASSY LOAD MANAGEMENT CONTROLLER PROGRAMMED |
| | | | | 50 | 0K0122 | 1 | WIRING HARNESS HSB (NOT SHOWN) |
| | | | | 51 | 0E6303 | 1 | WIRE-A |
| | | | | 52 | 0E6303C | 1 | WIRE-EI |
| | | | | 53 | 058000E | 1 | NUT TRIC 1/4-20 X .525 |

| PART NUMBER | DESCRIPTION | ITEM # 28 | ITEM # 27 |
|-------------|--------------------------|-----------|-----------|
| OK0164 | ASSEMBLY 100A 120/240 SE | OK1736B | PER MODEL |
| OK0164A | EXPLODED VIEW DRAWING | N/A | N/A |
| OK0164B | ASSEMBLY 200A 120/240 SE | OJ3804A | OK1098 |
| OK0164C | ASSEMBLY 200A 120/240 SE | OJ3804A | OK1274 |

REFERENCE DRAWINGS
 OK0135 SCHEMATIC/WIRING DIAGRAMS
 0F6778 CARTON 30"5 X 14"2 X 7"8
 0H7275 TEST PROC HSB XFRSW
 OK0116 KIT ENCL 100 SE AL

| GENERAL TOLERANCES UNLESS NOTED | | THIRD ANGLE PROJECTION | |
|--|----------|------------------------|--|
| ALL XX | ± 0.4 MM | | |
| XXX | ± 0.4 MM | | |
| XXXX | ± 0.5 MM | | |
| ALL ANG | ± 1° | | |
| INTERPRET DIM AND TOL PER ASME Y14.5M-1994 | | | |
| | | | |

GENERAC

ASSEMBLY DWG 2-POLE 100A 120/240V SE

APPROVALS: MJB 8/8/12, JJJ 12/3/12, CL 1/9/13, GDW 12/4/12

DATE: 8/8/12

TITLE: ASSEMBLY DWG 2-POLE 100A 120/240V SE

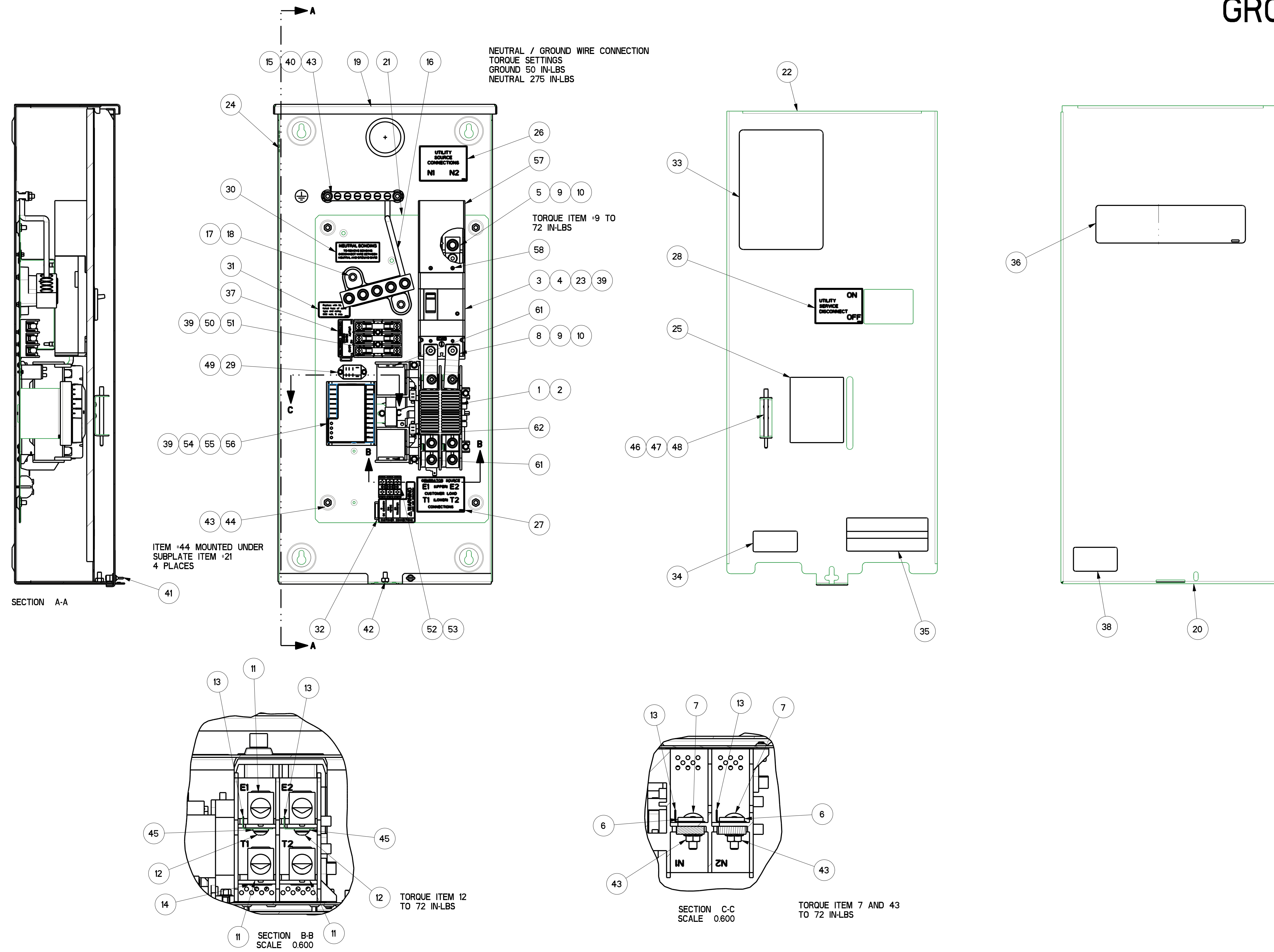
MATERIAL: GENERAC MATL, PAINT SPECIFICATION SURFACE FINISH

SIZE: D, CAGE NO: N/A, DWG NO: OK0164\$, REV: B

SCALE: 0.400, WT-BQ490605.00, SHEET 1 of 1

| | | |
|---------|----------|---|
| 8/12 | -A- | RELEASED FOR PRODUCTION |
| 4/15/14 | J-B416-B | REMOVED ITEM #2 0C2280 DECAL TRANSFER SWITCH ID 100A AND RENUMBERED |

DRAWING CREATED FROM PROVISIONAL 3D FILE. ICD MODIFICATION TO BE APPLIED TO 30A10 MODEL ONLY.



EXPLODED VIEW: ASSEMBLY 150A SERVICE ENTR GEN

DRAWING #: 0K0165A

GROUP C

| ITEM | PART# | QTY. | DESCRIPTION |
|-------|-------------|------|--|
| 1 | 0D9618 | 1 | XFRSW HSB 200A 2P 250V |
| 2 | 074908 | 5 | SCREW HHTT M5-0.8 X 10 BP |
| 3 | 0K0971 | 1 | CB 150A 2POLE 240V 225AF |
| 4 | 0K0973 | 2 | SCREW RHM #8-32 X 2-1/2 |
| 5 | 0H6306 | 2 | LUG SLDLSS 350 MCM-6 AL/CU |
| 6 | 0G4413 | 2 | SPACER,200 AMP TRANSFER SWITCH |
| 7 | 024334 | 2 | BOLT CARR 1/4-20 X 1 |
| 8 | 0K0130 | 2 | BUSBAR 200A TRANSFER SW N1,N2 |
| 9 | 049897 | 4 | SCREW SHC M8-1.25 X 20 G8 |
| 10 | 022129 | 4 | WASHER LOCK M8-5/16 |
| 11 | 0E3375 | 4 | LUG SLDLSS 250-#6 AL/CU |
| 12 | 0F1252 | 4 | SCREW BHSC 1/4-20 X 3/8 |
| 13 | 0E6033 | 4 | 90 DEGREE DN SPADE CONNECTOR |
| 14 | 0E6034 | 1 | STRAIGHT SPADE CONNECTOR |
| 15 | 0J8202 | 1 | LUG SLDLSS 2/0-#14X#10-32X.125 |
| 16 | 0K1081 | 1 | WIRE NEUTRAL/GND CONNECTION |
| 17 | 0K0108A | 1 | ASSY-NEUT BLK 200A W/TAP |
| 18 | 090388 | 2 | SCREW HHTT M6-1.0 X 12 ZINC |
| 19 | 0K01170AL0R | 1 | ENCLOSURE 200A SE XFRSW RAW |
| 20 | 0K01180AL0R | 1 | COVER,200A SE XFRSW RAW |
| 21 | 0K0119 | 1 | SUBPLATE,200A SE XFER SW |
| 22 | 0K01310AL0R | 1 | COVER INSIDE 200A SE XFER SW RAW |
| 23 | 0K0132 | 1 | CB RISER BRACKET 200A GENERAC |
| (1)24 | 0K1736B | 1 | DECAL,XFER SW SE 150A 120/240 |
| 25 | 0E3484 | 1 | DECAL WARN MANUAL OPER HANDLE |
| 26 | 0G9651A | 1 | DECALS, SERVICE ENTRANCE |
| 27 | 0G9651B | 1 | DECALS, SERVICE ENTRANCE |
| 28 | 0G9651C | 1 | DECALS, SERVICE ENTRANCE |
| 29 | 0F2659 | 2 | SCREW HHTT M3-0.5 X 6 BP |
| 30 | 0K1018 | 1 | DECAL, NEUTRAL CONNECTION |
| 31 | 0D3587 | 1 | DECAL, FUSE REPLACEMENT |
| 32 | 0H7917 | 1 | DECAL CUSTOMER CONN RTS |
| 33 | 0K1738 | 1 | DECAL TEST SEQUENCE 100-200A SE |
| 34 | 0G3274 | 1 | DECAL LIVE CIRCUIT ENG/FRN/SPN |
| 35 | 0G3259 | 1 | DECAL TERMINAL SHOCK HZD BI |
| (1)36 | 0K1098 | 1 | DECAL RTS TRANSFER SW GENERAC |
| 37 | 0H6389 | 1 | DECAL UTILITY LOAD SENSE 240V |
| 38 | 0H7274 | 1 | DECAL 2008 NEC COMPLIANCE |
| 39 | 0A1495 | 8 | SCREW HHTT M4-0.7 X 10 BP |
| 40 | 026850 | 2 | WASHER LOCK EXT 1/4 STL |
| 41 | 0E7213 | 1 | SCREW THUMB 1/4-20 X1/2 W/SHLD |
| 42 | 085889 | 1 | NUT HEX 1/4-20 SS |
| 43 | 0G8411 | 8 | NUT HEX FL WHIZ 1/4-20 |
| 44 | 022473 | 4 | WASHER FLAT 1/4-M6 ZINC |
| 45 | 022097 | 4 | WASHER LOCK M6-1/4 |
| 46 | 0E6193 | 1 | BRACKET, ARM EXTENDER |
| 47 | 0D6162 | 2 | RIVET POP .156 X .362 AL |
| 48 | 0E6155 | 1 | PIN ARM EXTENDER |
| (2)49 | 0K0103 | 1 | RELAY PNL 12VDC DPDT 10A@240VA |
| (2)50 | 0D2572 | 1 | FUSEBLOCK 30A 600V 3POS W/SQ |
| 51 | 073590A | 3 | FUSE 5A X BUSS |
| (2)52 | 0D7393T | 1 | TERM BLOCK 3P UL 12-20AWG |
| 53 | 0K0124 | 2 | SCREW PHTT M3-0.5 X 25 |
| 54 | 0H7190 | 1 | BRACKET LOAD SHED 200A RTS |
| 55 | 0H7270 | 1 | CHANNEL SNAPTRACK 76.2 X 101.2 |
| 56 | 0K0220A | 1 | ASSY LOAD MANAGEMENT CONTROLLER PROGRAMMED |
| 57 | 0K8414 | 1 | CB TERMINAL COVER 2 POLE 240V |
| 58 | 0K8628 | 2 | SCREW PFH 4-24 X 5/16 TCS |
| 59 | 064761 | 4 | TIE WRAP UL 5.6 X .10 NATL (NOT SHOWN) |
| 60 | 0K0123 | 1 | HARN 200A XFER SW SE 2010 (NOT SHOWN) |
| 61 | 0E6303 | 2 | WIRE A 7.0" BLUE |
| 62 | 0E6303B | 1 | WIRE E1 3.0" BLUE |

(1) SERIAL NUMBER AND FRONT DECAL PER MODEL

(2) SUPPLIED WITH HARNESS ITEM #60

| ITEM # | PART # | QTY | DESCRIPTION |
|--------|-------------|-----|--|
| 1 | OD9618 | 1 | XFRSW HSB 200A 2P 250V |
| 2 | 074908 | 5 | SCREW HHTT M5-0.8 X 10 BP |
| 3 | 0K0133 | 1 | CB 200A 2POLE 240V 225AF |
| 4 | 0K0973 | 2 | SCREW RHM #8-32 X 2-1/2 |
| 5 | 0H6306 | 2 | LUG SLDLSS 350 MCM-6 AL/CU |
| 6 | 0G4413 | 2 | SPACER,200 AMP TRANSFER SWITCH |
| 7 | 024334 | 2 | BOLT CARR 1/4-20 X 1 |
| 8 | 0K0130 | 2 | BUSBAR 200A TRANSFER SW N1,N2 |
| 9 | 049897 | 4 | SCREW SHC M8-1.25 X 20 G8 |
| 10 | 022129 | 4 | WASHER LOCK M8-5/16 |
| 11 | 0E3375 | 4 | LUG SLDLSS 250-#6 AL/CU |
| 12 | 0F1252 | 4 | SCREW BHSC 1/4-20 X 3/8 |
| 13 | 0E6033 | 4 | 90 DEGREE DN SPADE CONNECTOR |
| 14 | 0E6034 | 1 | STRAIGHT SPADE CONNECTOR |
| 15 | 0J8202 | 1 | LUG SLDLSS 2/0-#14X#10-32X.125 |
| 16 | 0K1081 | 1 | WIRE NEUTRAL/GND CONNECTION |
| 17 | 0K0108A | 1 | ASSY-NEUT BLK 200A W/TAP |
| 18 | 090388 | 2 | SCREW HHTT M6-1.0 X 12 ZINC |
| 19 | 0K01170AL0R | 1 | ENCLOSURE 200A SE XFRSW RAW |
| 20 | 0K01180AL0R | 1 | COVER,200A SE XFRSW RAW |
| 21 | 0K0119 | 1 | SUBPLATE,200A SE XFER SW |
| 22 | 0K01310AL0R | 1 | COVER INSIDE 200A SE XFER SW RAW |
| 23 | 0K0132 | 1 | CB RISER BRACKET 200A GENERAC |
| * 24 | 0K1736C | 1 | DECAL,XFER SW SE 200A 120/240 |
| 25 | 0E3484 | 1 | DECAL WARN MANUAL OPER HANDLE |
| 26 | 0G9651A | 1 | DECALS, SERVICE ENTRANCE |
| 27 | 0G9651B | 1 | DECALS, SERVICE ENTRANCE |
| 28 | 0G9651C | 1 | DECALS, SERVICE ENTRANCE |
| 29 | 0F2659 | 2 | SCREW HHTT M3-0.5 X 6 BP |
| 30 | 0K1018 | 1 | DECAL, NEUTRAL CONNECTION |
| 31 | 0D3587 | 1 | DECAL, FUSE REPLACEMENT |
| 32 | 0H7917 | 1 | DECAL CUSTOMER CONN RTS |
| 33 | 0K1738 | 1 | DECAL TEST SEQUENCE 100-200A SE |
| 34 | 0G3274 | 1 | DECAL LIVE CIRCUIT ENG/FRN/SPN |
| 35 | 0G3259 | 1 | DECAL TERMINAL SHOCK HZD BI |
| * 36 | 0K1098 | 1 | DECAL RTS TRANSFER SW GENERAC |
| 37 | 0H6389 | 1 | DECAL UTILITY LOAD SENSE 240V |
| 38 | 0H7274 | 1 | DECAL NEC COMPLIANCE |
| 39 | 0A1495 | 8 | SCREW HHTT M4-0.7 X 10 BP |
| 40 | 026850 | 2 | WASHER LOCK EXT 1/4 STL |
| 41 | 0E7213 | 1 | SCREW THUMB 1/4-20 X1/2 W/SHLD |
| 42 | 085889 | 1 | NUT HEX 1/4-20 SS |
| 43 | 0G8411 | 8 | NUT HEX FL WHIZ 1/4-20 |
| 44 | 022473 | 4 | WASHER FLAT 1/4-M6 ZINC |
| 45 | 022097 | 4 | WASHER LOCK M6-1/4 |
| 46 | 0E6193 | 1 | BRACKET, ARM EXTENDER |
| 47 | 0D6162 | 2 | RIVET POP .156 X .362 AL |
| 48 | 0E6155 | 1 | PIN ARM EXTENDER |
| ** 49 | 0K0103 | 1 | RELAY PNL 12VDC DPDT 10A@240VA |
| ** 50 | 0D2572 | 1 | FUSEBLOCK 30A 600V 3POS W/SQ |
| 51 | 073590A | 3 | FUSE 5A X BUSS |
| ** 52 | 0D7393T | 1 | TERM BLOCK 3P UL 12-20AWG |
| 53 | 0K0124 | 2 | SCREW PHTT M3-0.5 X 25 |
| 54 | 0H7190 | 1 | BRACKET LOAD SHED 200A RTS |
| 55 | 0H7270 | 1 | CHANNEL SNAPTRACK 76.2 X 101.2 |
| 56 | 0K0220A | 1 | ASSY LOAD MANAGEMENT CONTROLLER PROGRAMMED |
| 57 | 0K8414 | 1 | CB TERMINAL COVER 2 POLE 240V |
| 58 | 0K8628 | 2 | SCREW PFH 4-24 X 5/16 TCS |
| 59 | 064761 | 1 | TIE WRAP UL 5.6 X .10 NATL (NOT SHOWN) |
| 60 | 0K0123 | 1 | HARN 200A XFER SW SE 2010 (NOT SHOWN) |
| 61 | 0E6303 | 2 | WIRE A 7.0" BLUE |
| 62 | 0E6303B | 1 | WIRE E1 3.0" BLUE |

*-SERIAL NUMBER AND FRONT DECAL PER MODEL
 **-SUPPLIED WITH HARNESS ITEM #60

| PART NUMBER | DESCRIPTION | ITEM # 24 | ITEM # 36 |
|-------------|--------------------------------|-----------|-----------|
| 0K0166 | ASSEMBLY 200A SERVICE ENTR GEN | 0K1736C | PER MODEL |
| 0K0166A | EXPLODED VIEW DRAWING | N/A | N/A |
| 0K0166B | ASSEMBLY 200A SERVICE ENTR GEN | 0K1736C | 0K1098 |
| 0K0166C | ASSEMBLY 200A SERVICE ENTR GEN | 0J3804C | 0K1274 |
| 0K0166D | ASSEMBLY 200A SERVICE ENTR GEN | 0J3804C | 0K1274 |

REFERENCE DRAWINGS
 0K0135 SCHEMATIC WIRING DIAGRAMS
 0K1846 CARTON 30"5 X 14"2 X 7
 0H7275 TEST PROC HSB XFRSW
 0K0120 KIT, ENCL 200A SE AL GENERAC

| | | | |
|--|-----------------|------------------------|--|
| GENERAL TOLERANCES UNLESS NOTED | | THIRD ANGLE PROJECTION | |
| ALL XX = ± 0.4 MM | XXX = ± 0.4 MM | | |
| ALL ANG = ± 1° | XXX = ± 0.15 MM | | |
| INTERPRET DIM AND TOL PER ASME Y14.5M-1994 | | | |

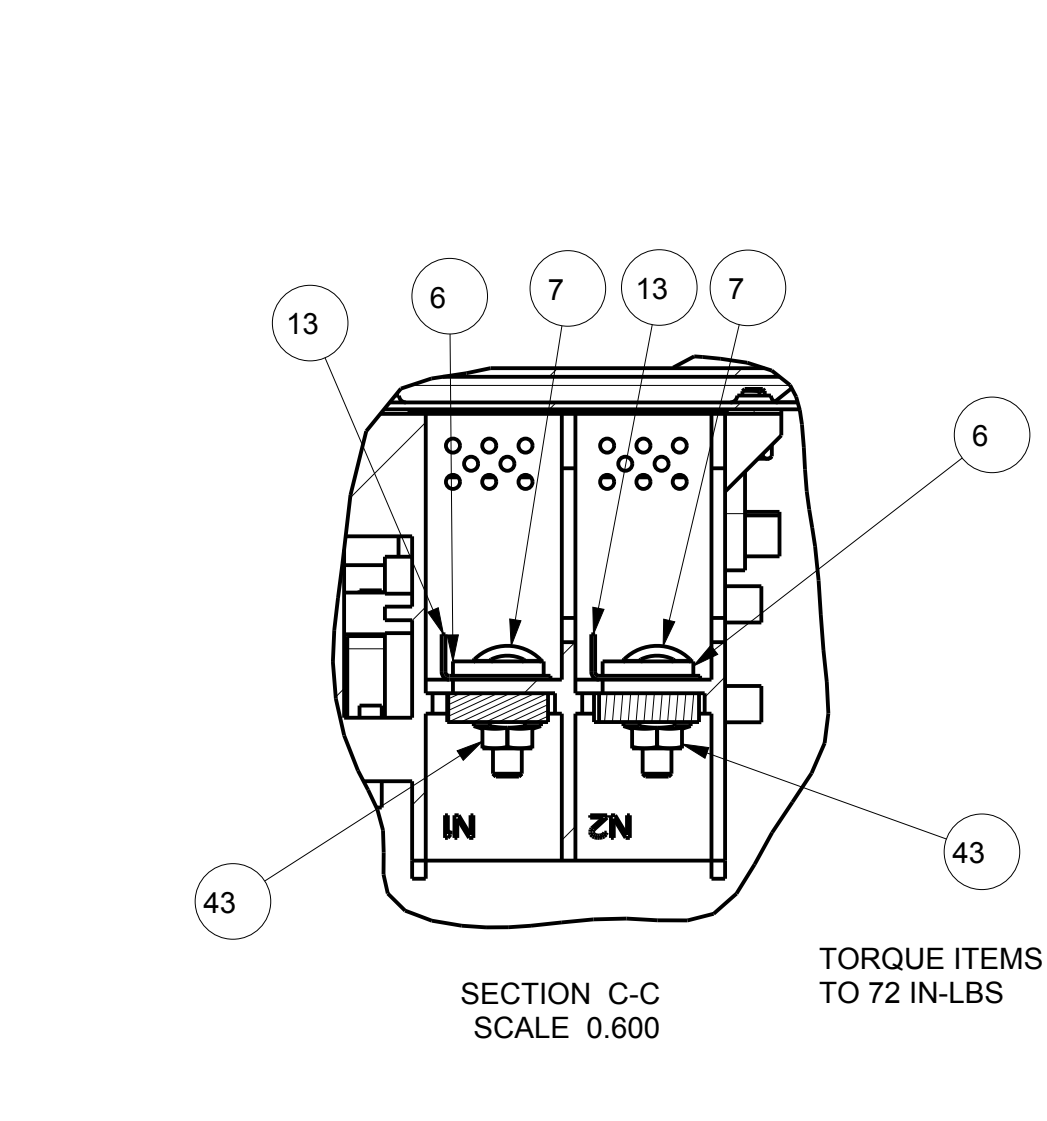
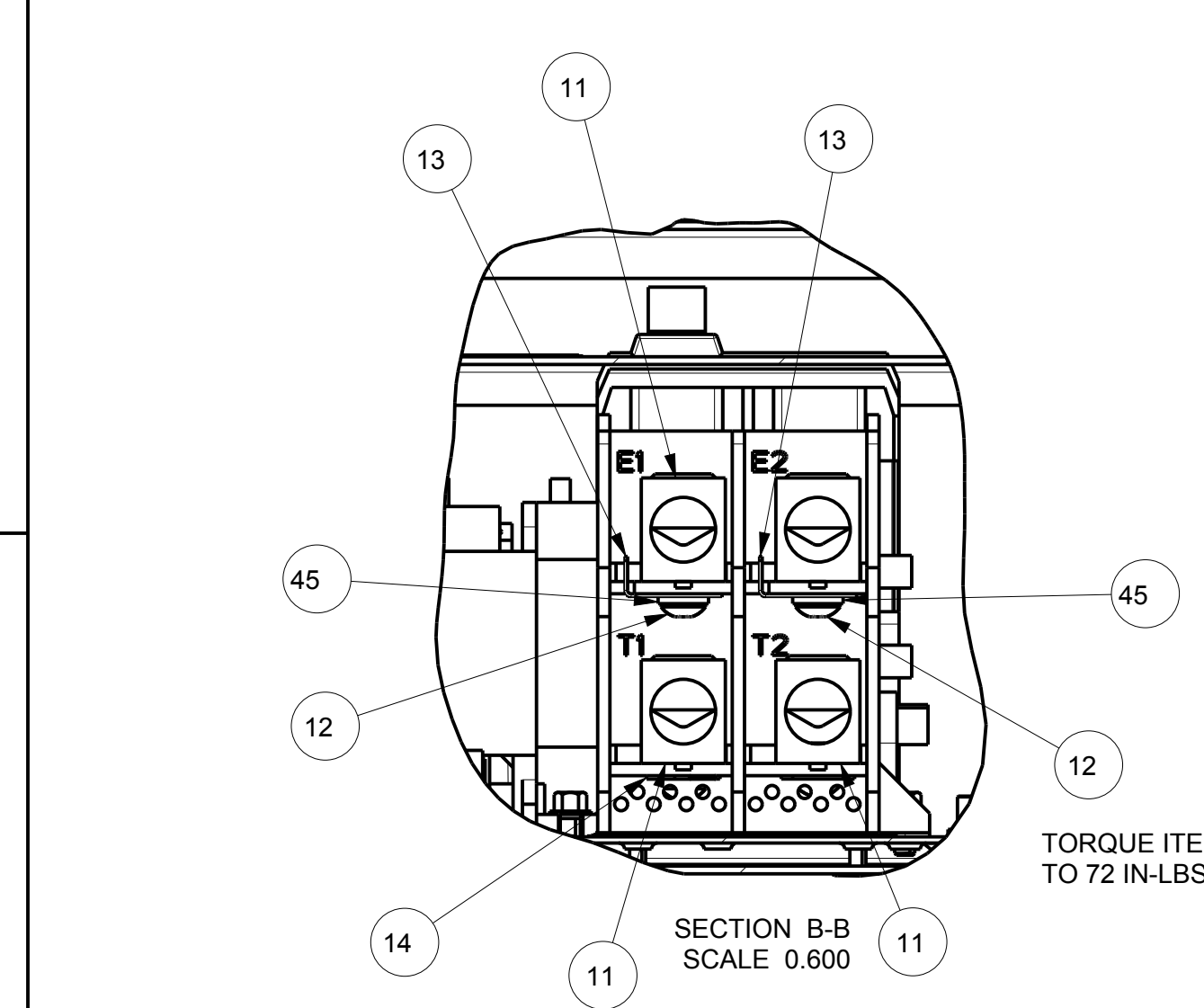
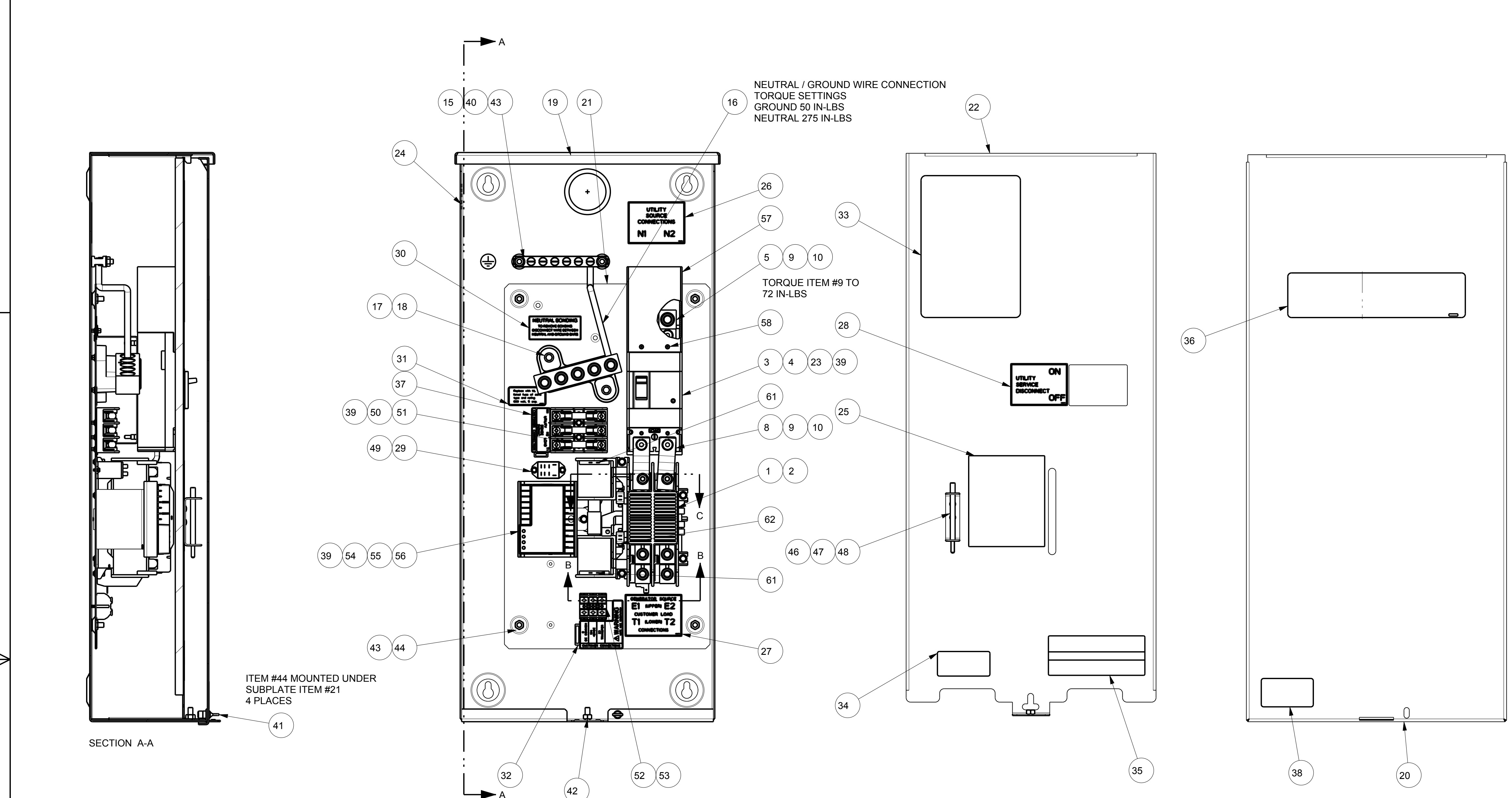
GENERAC

TITLE: ASSEMBLY 200A SERVICE ENTRANCE GENERAC CB

ISSUE DATE: _____

| | | | |
|------|---------|----------|-----|
| SIZE | CAGE NO | DWG NO | REV |
| D | N/A | 0K0166\$ | F |

SCALE: 0.300 WT-KG 321519859.887/SHEET 1 of 1



DRAWING CREATED FROM PRO/ENGINEER 3D FILE. ECO MODIFICATION TO BE APPLIED TO SOLID MODEL ONLY.

GENERAL ASSEMBLY DRAWING

GROUP C

