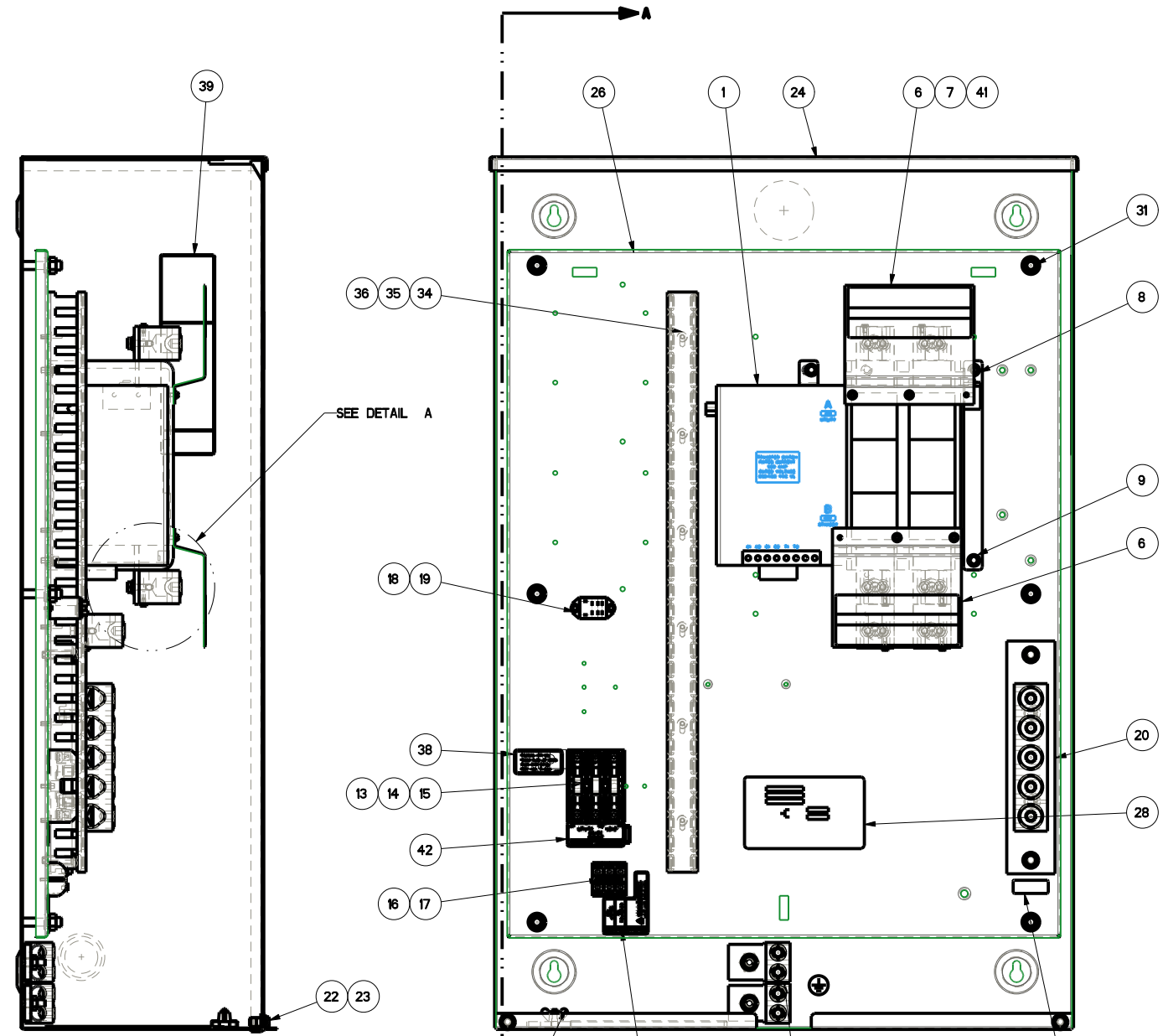


8 7 6 5 4 3

SH	1/1	REV	B	WINDCHILL VERSION	B.2		I	
ITEM #	PART #	QTY	DESCRIPTION					
1	OD7294	1	XFER SW-W 400A600V2P					
2	0A7822	6	LUG SLDLSS 600/250-1/0X1/4-28					
3	0A8261	12	SCREW HHC 1/4-28 X 5/8 .625TH					
4	022473	12	WASHER FLAT 1/4-M6 ZINC					
5	026902	6	SCREW HHTT #8-32 X 1/4 CZ					
6	0C7907J	2	COVER LUG 2P 300/400AMP					
7	0C8275	4	SCREW PPHM M4-0.7 X 10 SEMS					
8	090388	3	SCREW HHTT M6-1.0 X 12 ZINC					
9	022097	15	WASHER LOCK M6-1/4					
10	062707	2	LUG SLDLSS 250-#6 X 11MM AL/CU					
11	0C3168	2	WASHER LOCK SPECIAL 5/16					
12	0H6559	2	NUT HEX FL WHIZ 5/16-18					
*	13	0D2572	1	FUSEBLOCK 30A 600V 3POS W/SQ				
14	073590A	3	FUSE 5A X BUSS					
15	0A1495	2	SCREW HHTT M4-0.7 X 10 BP					
*	16	0D7393T	1	TERM BLOCK 3P UL 12-20AWG				
17	0K0124	2	SCREW PHTT M3-0.5 X 25					
*	18	0K0103	1	RELAY PNL 12VDC DPDT 10A@240VA				
19	0F2659	2	SCREW HHTT M3-0.5 X 6 BP					
20	0K1370	1	ASSY NEUTRAL BLK 300-400A					
21	025087	2	SCREW HHTT 5/16-18 X 1.25 CZ					
22	085296	2	SCREW HHC 1/4-20 X 1/2 SS					
23	0F6165	2	WASHER M6 NYLON					
24	0K13230STOR	1	ENCLOSURE 3R 400A XFRSW RAW					
25	0K13240STOR	1	COVER, NEMA 3R XFER SW RAW					
26	0K13250STOR	1	SUBPLATE 24/36 ENCL RTS RAW					
27	0K1098	1	DECAL RTS TRANSFER SW GENERAC					
28	0K1799C	1	DECAL DATA NON SE SW 400A					
29	063321	1	HANDLE XFER SWITCH 1-400A					
30	087680	1	NUT WING M6-1.0					
31	064101	6	NUT HEX FL WHIZ 3/8-16					
32	063378	4	HOLDER CABLE TIE					
33	064761	4	TIE WRAP UL 5.6 X .10 NATL					
34	091477	6	RIVET, WIRE DUCT MNT					
35	091472	2'	DUCT WIRING 1X1.5					
36	091472A	2'	COVER WIRE DUCT 1 IN					
37	0A9457	1	DECAL, NEUTRAL					
38	0D3587	1	DECAL, FUSE REPLACEMENT					
39	0D4545	1	DECAL, MANUAL OPERATION					
40	0F6129	1	DECAL TEST SEQUENCE 3P TS 3R					
41	0G3259	2	DECAL TERMINAL SHOCK HZD BI					
42	0H6389	1	DECAL UTILITY LOAD SENSE 240V					
43	0J4908	1	DECAL CUSTOMER CONN RTS					
44	0K9498	1	HARNESS 400A 2 POLE RTS (NOT SHOWN)					

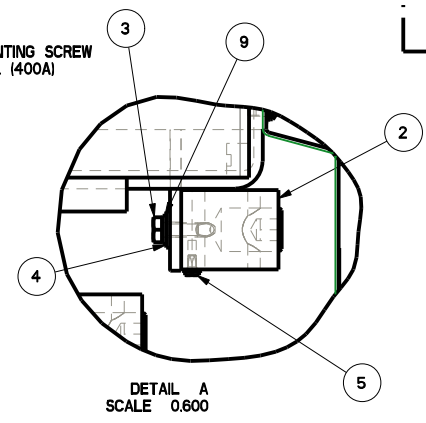
* ITEMS INCLUDED WITH HARNESS *44



SECTION A-A

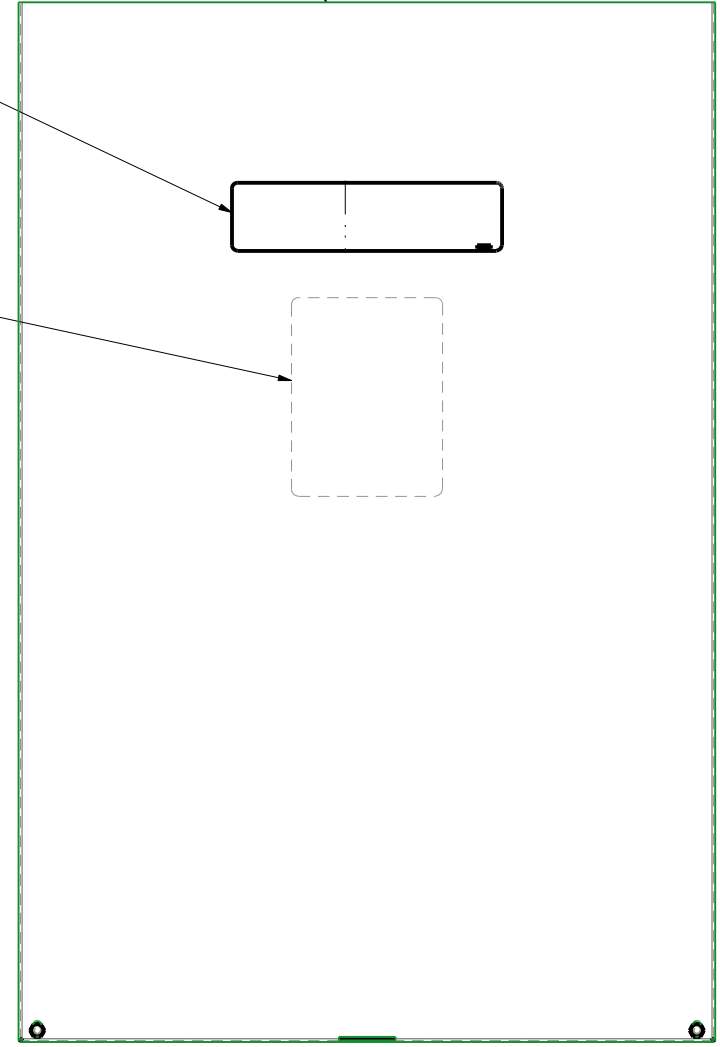
SEE DETAIL A

INSTALL ITEM 11 BETWEEN ITEMS *10 AND *24



TORQUE MOUNTING SCREW TO 70 IN.-LBS. (400A)

DETAIL A SCALE 0.600



REFERENCE DRAWINGS

0K9493	SCHEMATIC/WIRING DIAGRAMS
0E0286	STYRENE PAD, 3" THK NEMA 3R CABNT
0F8056	CARTON, SHIPPING NEMA 3R ENCL
063626	SHIP PALLET 24X36 ENCLOSURE

PART NUMBER	DESCRIPTION	ITEM * 27	ITEM * 28
0K9476	ASSEMBLY 400A NON XFER SW	0G5968C	PER MODEL
0K9476A	EXPLODED VIEW DRAWING	N/A	N/A
0K9476B	ASSEMBLY 400A NON XFER SW	0J3806C	0J3803

GENERAL TOLERANCES UNLESS NOTED

ALL XX : ± 0.4 MM
 XXX : ± 0.4 MM
 XXXX : ± 0.25 MM
 ALL ANG : ± 1°

INTERPRET DIM AND TOL PER ASME Y14.5M-1994

THIRD ANGLE PROJECTION

GENERAC

TITLE
**ASSEMBLY DRAWING 400A
 120/240V 1 PH TRANSFER SW**

ISSUE DATE:	SIZE	CAGE NO	DWG NO	REV
	D	N/A	0K9476s	B
SCALE 0.300		WT-KG	41.591	SHEET 1 of 1

DRAWING CREATED FROM PROVENIENCE 3D FILE. ECO MODIFICATION TO BE APPLIED TO SOLID MODEL ONLY.

GENERAL ASSEMBLY DRAWING

8 7 6 5 4 3 2 1