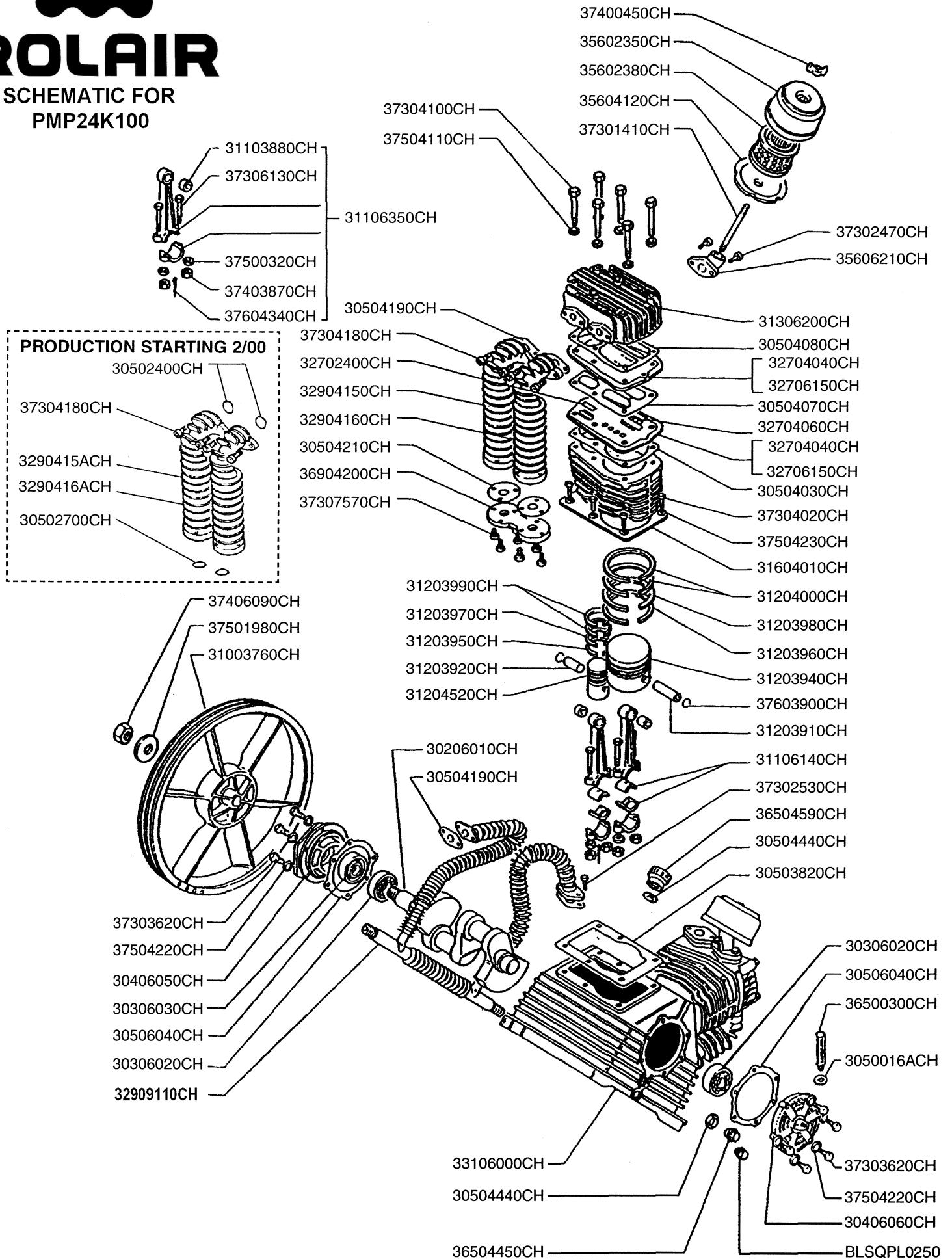


ROLAIR

SCHEMATIC FOR PMP24K100





ROLAIR SYSTEMS


606 S. Lake Street, P.O. Box 346
 Hustisford Wisconsin 53034-0346
 Phone: 920-349-3281
 Sales Fax: 920.349.3691
 Service Fax: 920.349.8861
www.rolair.com

PARTS LIST FOR PMP24K100

Description	Part #	Qty.	Description	Part #	Qty.
Crankshaft	30206010CH	1	Filter Element	35602380CH	2
Bearing	30306020CH	2	Filter Base	35604120CH	2
Oil Seal	30306030CH	1	Elbow	35606210CH	2
Bearing Carrier	30406050CH	1	3/8" Breather/Oil Fill Plug	36500300CH	1
Bearing Carrier	30406060CH	1	Sight Gauge	36504450CH	1
Gasket	3050016ACH	1	Plug	36504590CH	1
Gasket	30503820CH	2	Connector	36904200CH	2
Gasket	30504030CH	2	Tension Rod	37301410CH	2
Gasket	30504070CH	2	Bolt	37302470CH	4
Gasket	30504080CH	2	Bolt	37302530CH	4
Gasket	30504190CH	6	Bolt	37303620CH	12
Gasket	30504210CH	4	Bolt	37304020CH	12
Gasket	30504440CH	2	Bolt	37304100CH	12
Gasket	30506040CH	2	Bolt	37304180CH	8
Flywheel	31003760CH	1	Bolt	37306130CH	8
Bushing*	31103880CH	4	Bolt	37307570CH	12
Bearing Shell	31106140CH	4	Wing Nut	37400450CH	2
Connecting Rod w/Upper Bushing	31106350CH	4	Nut	37403870CH	8
Piston Pin – LP	31203910CH	2	Nut	37406090CH	1
Piston Pin – HP	31203920CH	2	Washer	37500320CH	8
Piston – LP	31203940CH	2	Washer	37501980CH	1
Ring – HP	31203950CH	2	Washer	37504110CH	12
Ring – LP	31203960CH	2	Washer	37504220CH	12
Ring – HP	31203970CH	2	Washer	37504230CH	12
Ring – LP	31203980CH	2	Snap Ring	37603900CH	8
Ring – HP	31203990CH	4	Dipper	37604340CH	3
Ring – LP	31204000CH	4	Plug	BLSQPL0250	1
Piston – HP	31204520CH	2	Ring Set	K100RINGS	1
Head	31306200CH	2	Gasket Set	K100GASKETS	1
Cylinder	31604010CH	2	Valve Plate Assembly – Left	1000VK100L	1
Valve – HP	32702400CH	4	Valve Plate Assembly – Right	1000VK100R	1
Left Valve Plate**	32704040CH	2	Intercooler Parts Starting 2/00		
Valve – LP	32704060CH	4	O-Ring	30502400CH	4
Right Valve Plate**	32706150CH	2	O-Ring	30502700CH	4
Left Intercooler	32904150CH	2	Left Intercooler	3290415ACH	2
Right Intercooler	32904160CH	2	Right Intercooler	3290416ACH	2
Aftercooler	32909110CH	1	Bolt	37304180CH	12
Crankcase	33106000CH	1			
Filter Cover	35602350CH	2			

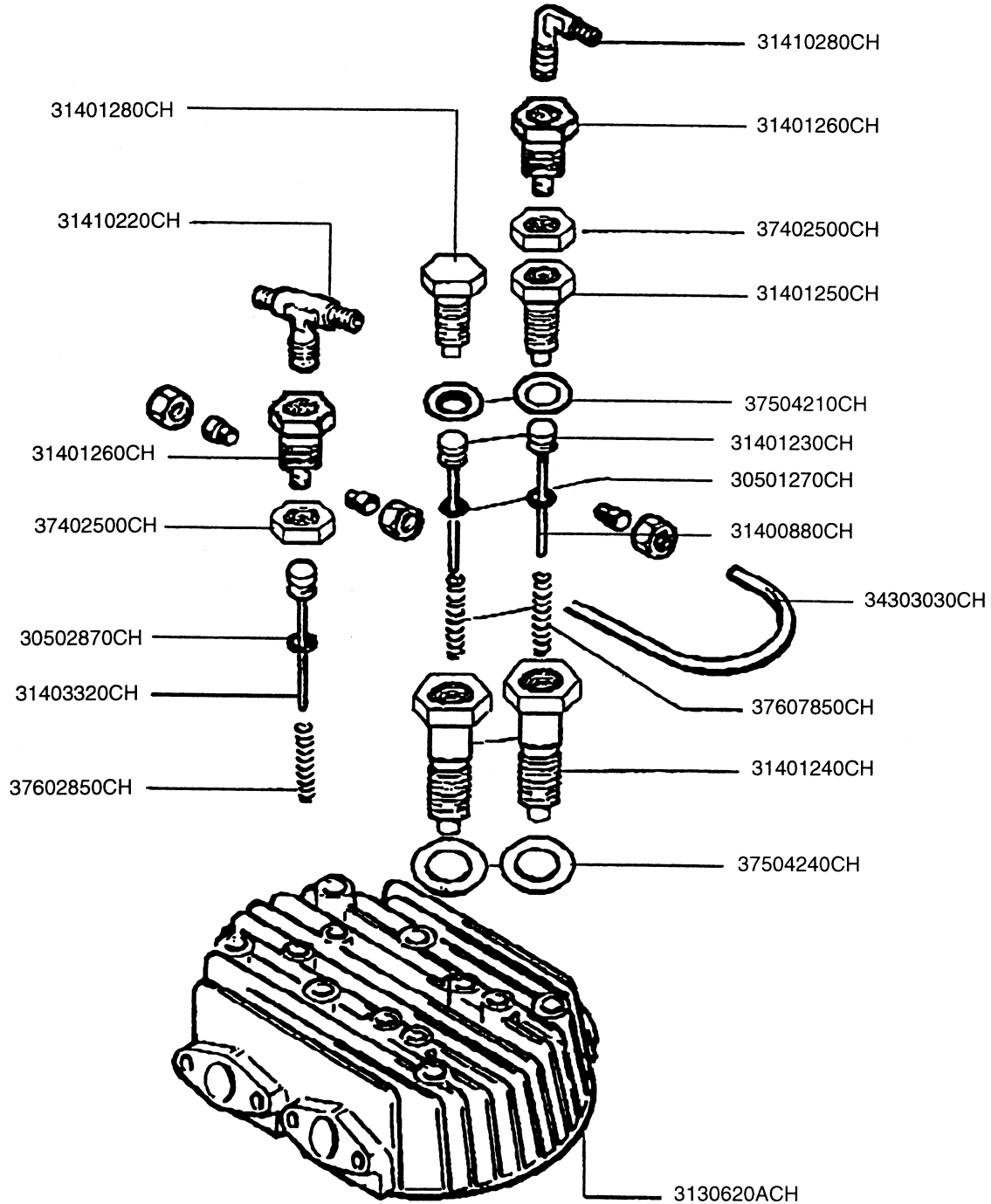
*Bushing is not machined to fit piston pin if ordered separate from connecting rod.


**Right valve plates are installed on bank that is on the right side while viewing pump from sight gauge side.



ROLAIR

SCHEMATIC FOR PMP24K100HU





ROLAIR SYSTEMS

606 S. Lake Street, P.O. Box 346
 Hustisford Wisconsin 53034-0346
 Phone: 920-349-3281
 Sales Fax: 920.349.3691
 Service Fax: 920.349.8861
www.rolair.com

PARTS LIST FOR PMP24K100HU

Description	Part #	Qty.
O-Ring	30501270CH	4
O-Ring	30502870CH	2
Cylinder Head – Right	31309060CH	1
Cylinder Head – Left	31309070CH	1
Plunger	31400880CH	4
Reducer Sleeve	31401230CH	4
Reducer Sleeve	31401240CH	4
Reducer Sleeve	31401250CH	2
Reducer Sleeve	31401260CH	4
Plug	31401280CH	2
Unloading Piston	31403320CH	2
T-Connector w/Fittings	16905110CH	2
L-Connector w/Fittings	16905130CH	2
Pipe Connector	34303030CH	2
Head Bolt	37304100CH*	12
Nut	37402500CH	4
Washer	37504210CH	4
Spring	37602850CH	2
Spring	37607850CH	4
OPTIONAL: Complete "Right Side" Head Assembly with Unloader Parts Installed	3144991ACH	1
OPTIONAL: Complete "Left Side" Head Assembly with Unloader Parts Installed	3144997ACH	1

*NOTE: Head bolts are not shown on HU schematic.

Right side cylinder head is determined by viewing the pump with oil sight gauge directly ahead.

Reference PMP24K100 schematic for all other components.