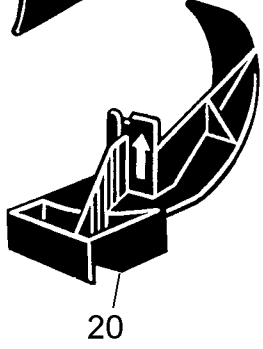
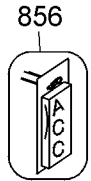
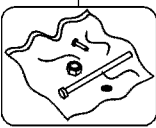
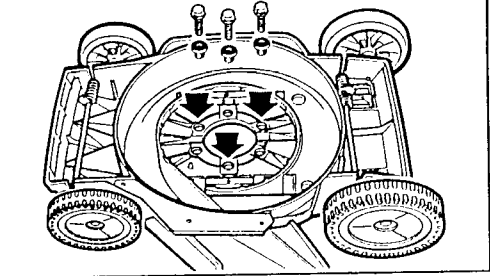


MOTOR MOUNT (Bottom View): Items 35, 36 assembled in 3 locations indicated.



Parts List for MM600S Type 2

Item Number	Part Number	Description	Qty Required
1	242065-02	HANDLE	1
2	90566348	HANDLE GRIP	2
3	242756-02SV	SWITCH HSG/COV	1
5	330019-13	SCREW,M4X19	13
6	90508746	SWITCH LEVER	1
7	681064-01	SWITCH,P.BUTTON	1
11	000000-00	No Longer Available	1
12	241948-00	BOLT,EYE 1/4-28	2
13	241530-01	SHROUD	1
15	241524-00	FLAP	2
16	000000-00	No Longer Available	1
17	000000-00	No Longer Available	2
20	000000-00	No Longer Available	1
21	241125-00	FAN	1
22	062443-02	CLAMP	1
23	099292-18	SCREW	1
24	038738-00	NUT	1
25	681269-00	SPRING	1
26	000000-00	No Longer Available	1
27	000000-00	No Longer Available	1
28	242267-04	CORD,MOTOR	1
29	241979-00	PIN	1
30	242068-00	BLADE,MULCHING	1
31	680812-00	SPACER,BLADE	1
32	241381-01	INSULATOR,BLADE	1
33	90561895	HEX NUT	1
34	092715-00	SPACER	1

Parts List for MM600S Type 2

Item Number	Part Number	Description	Qty Required
35	241594-02	SPACER	3
36	243679-00	SCREW	3
37	241590-07	STAMPING,LOWER	1
38	242254-01	INSULATOR	1
39	070055-00	BALL BEARING	1
41	242271-00	HEATSINK	2
42	242243-00	SCREW	2
43	099361-10	WASHER	6
44	32699-00	NUT	2
45	242253-01	CAP,BRUSH	2
46	242735-00	CAP,END	1
47	242207-00	SPRING,BRUSH	2
48	070162-00	TERMINAL	2
49	242274-00	INSERT,BRUSH	2
50	000000-00	No Longer Available	1
51	242869-00	WIRE,LEAD	1
52	242404-01	WHEEL	4
53	241658-02	RING,PUSH	2
54	000000-00	No Longer Available	1
55	241536-00	CLIP,AXLE	4
56	000000-00	No Longer Available	2
57	000000-00	No Longer Available	2
58	000000-00	No Longer Available	1
59	241926-01	AXLE	1
60	242127-07	HANDLE,RELEASE	1
61	241656-00	SPRING	1
62	000000-00	No Longer Available	1

Parts List for MM600S Type 2

Item Number	Part Number	Description	Qty Required
63	72256-03	RECTIFIER	1
64	56618-06	CAP	4
65	242028-08	ARMATURE	1
66	137203-00	RING, RETAINING	1
67	241660-00	SPRING	1
68	000000-00	No Longer Available	1
69	241662-00	SPRING	1
70	243281-02	MAGNET RING	1
71	090914-00	WING NUT	2
72	264403-00	LABEL, WARNING	1
73	38297-00	WASHER	2
74	239715-06	WRAP, TIE	1
75	000000-00	No Longer Available	1
76	000000-00	No Longer Available	1
77	000000-00	No Longer Available	3
78	272593-00	LABEL, CAUTION	1
79	000000-00	No Longer Available	1
80	242273-00	BRUSH, SHUNTED	2
82	000000-00	No Longer Available	1
83	243752-00	CLAMSHELL SET	1
84	243752-00	CLAMSHELL SET	1
85	81999-00	NUT	1
86	681706-00	SCREW	1
88	242984-00	FLIP LTCH CABLE	1
89	264533-00	LABEL, SWTCH. HSG	1
90	000000-00	No Longer Available	1
91	242480-02	MOTOR	1

Parts List for MM600S Type 2

Item Number	Part Number	Description	Qty Required
846	241691-46	BAG,HARDWARE	1