

MK-770 EXP TILE SAW

OWNERS MANUAL & OPERATING INSTRUCTIONS



Revision 205	03.2011
Manual Part No. 160434	

Caution: Read all safety and operating instructions before using this equipment. This owner manual **MUST** accompany the equipment at all times.

MK-770 EXP PARTS LIST

PARTS LIST:






Item	Description	Qty	Part #
A	Accessories	1	n/a
A1	Wrench, Blade Nut, 15/16 Boxed End	1	134684
A2	Wrench, Blade Shaft, 11/16 Open End	1	153450
A3	Blade, 7 x 5/8	1	-
A4	Owner's Manual, 770EXP	1	160434
A5	Warranty Card	1	155037
A6	Assembly, Large Die Cast Rip Guide	1	n/a
	A6A) Rip Guide (comp)	1	159751
	Rip Guide (raw)	1	159751-RW
	A6B) Knob, Rubber (1/4-20x3/4)	1	159428-1
A7	Carton, Accessory Pack	1	153366
A8	Sell Sheet, Tile Accessory	1	156915
A9	Clip, Table Lock, 50 deg	1	160331-3
A10	Clamp, Holding, Pump	1	162073
A11	Screw, Wing, 1/4-20x1/2	2	151888
A12	Nut, Hex, 1/4-20	2	151893
	Table, Side (comp) - optional	1	160488
	Table, Side (raw)	1	160485
	Screw, Set, 10-32x3/8 - optional	2	160769
B	Assembly, Blade Guard, 7"	1	154811-MK
B1	Guard, 7" Blade (comp)	1	154811
	Guard, 7" Blade (raw)	1	154810
B2	Elbow, 1/8 MNPT X 1/4 BARB 90° Brass	1	154652
B3	Knob, Davies	1	151681
B4	Washer, 5/16 SAE Flat	2	151754
B5	Wing nut, 5/16-18 Nylock	1	151746
C	Carton, MK-770 EXP	1	160433
C1	Carton, Outer (PCA# 3490003530)	1	160433-01
C2	Insert, Table Support (PCA# 3490003538)	1	160433-02
C3	Pad, Corner, Outer Carton (PCA# 3490003540)	4	160433-03
C4	Insert, Outer Carton (PCA# 3490003531)	1	160433-04
C5	Insert, Accessory Pack (PCA# 3490003236, rev.A)	1	160044-03
C6	Divider, Cutting Head Carton (PCA# 3490003237, rev.A)	2	160044-01
C7	Carton, Cutting Head (PCA# 3490003234)	1	160044-05
C8	Divider, Cutting Head Carton (PCA# 3490003238, rev. A)	2	160044-02
C9	Pad, Carton, Cutting Head (PCA# 3490003355)	4	160044-08
D	Assembly, Cutting Head	1	160042
D1	Cutting Head (Comp)	1	159937
	Cutting Head (Raw)	1	159936
D2	Helicoil, 3/8-16x3/8	1	153486
D3	Screw, Slotted Pan Head, 10-32x3/4	1	151750
D4	Screw, Slotted Pan Head, 10-32x1	1	151751
D5	Nut, Hex 10-32	2	151749
D6	Screw, Hex Head, 1/4-20x3/4	1	152370
D7	Nut, Hex, 1/4-20	1	151893
D8	Knob, Tri Plastic	1	156770-04
D9	Label, Warning, Read Owner's Manual	1	155806
D10	Tag, Serial Number, Blank	1	157500
D11	Washer, Flat, 3/8	1	101360
D12	Drive Screw, Round Head, #7 x 5/16	2	157849
E	Frame	1	n/a
E1	Frame	1	153003
E2	Pan, Water	1	160121
E3	Clip, Cord, 1/4 Push Mount	2	157259
E4	Plug, Water Drain	1	159529
E5	Strap, 9" Drain Plug	1	159530

MK-770 EXP PARTS LIST (cont...)

F	Assembly, Guide Bar, 3/4 Dia	1	n/a
F1	Bar, Guide, 3/4 Dia	1	134759
	Steel, C1045 Chromerod, 3/4 Dia x 2.25'	1	154185
F2	Screw, 5/16-18 X 1 Hex Head Cap	2	151743
F3	Washer, 5/16 Split Lock	2	151747
F4	Washer, 5/16 SAE Flat	2	151754
F5	Cover, Guide Bar	1	158403
F6	Spacer, Cover, Guide Bar	2	152393
G	Linear Bearing, 3/4 Dia	1	n/a
G1	Bearing, Multi lube	2	152227
H	Assembly, 120v Motor	1	n/a
H1	Motor, 120v 7.4A, Ryobi	1	156428-R
H2	Label, Caution, GFCI, 1 X 2 1/8	1	155678
H3	Label, Caution, Receptacle, 1 X 2 1/8	1	154822
H4	Screw, 10-32 X 5/8 Flat Head Phillips Cap	4	157554
H5	Flange, Blade	2	135830
H6	Nut, 5/8-18	1	135848
J	Assembly, Motor Mount	1	160052
J1	Motor Mount (Comp)	1	159941
	Motor Mount (Raw)	1	159940
J2	Washer, 5/16 Split Lock	1	151747
J3	Screw, 5/16-18 x 2-1/2 Hex Head Cap, Full Thread	1	151748
J4	Knob, Davies	1	151681
J5	Bolt, Shoulder, Soc Head, 1/2 x 1/2	2	151753
J6	Bolt, Shoulder, Soc Head, 5/16 x 5/8	1	152137
J7	Washer, 5/16 SAE Flat	1	151754
K	Post	1	n/a
K1	Post (Comp)	1	160199
	Post (Raw)	1	160198
K2	Screw, Hex Head, 3/8-16x2"	2	153485
K3	Washer, Lock, 3/8	2	150925
K4	Washer, Flat SAE, 3/8	2	150923
K5	Screw, Shoulder, Soc Head, 5/16x1	1	160045
K6	Screw, Soc Head Set, 1/4-20x1/4	1	157528
K7	Pin, Pivot	1	160271
L	Assembly, Roller Wheel	1	151756
L1	Bracket, Roller Wheel	1	154021
L2	Wheel, Roller	1	151799
L3	Screw, 1/4-20 X 1 1/4 Hex Head Cap	1	157145
L4	Washer, 1/4 SAE Flat	1	151915
L5	Nut, 1/4-20 Hex	1	151893
M	Table		n/a
M1	Table (Comp)	1	160268
	Table (Raw)	1	159938
M2	Screw, 5/16-18 X 1 Hex Head Cap	2	151743
M3	Washer, 5/16 Split Lock	2	151747
M4	Washer, 5/16 SAE Flat	2	151754
M5	Spacer, 1/2x5/16x3/8	2	160264
N	Assembly, 120v Water Pump	1	n/a
N1	Pump, Water, 120v	1	151271
N2	Hose, Vinyl, 1/4 ID x 2'	1	132951
N3	Clamp, Flow, 1/4-1/2	1	154394
O	Assembly, Splash Curtain	1	155901-MK
O1	Guard, Splash	1	160310
O2	Washer, 1/4 SAE Flat	1	151915
O3	Wing screw, 1/4-20 X 1/2	1	151888

ACCESSORIES

ACCESSORIES

ITEM	NUMBER	DESCRIPTION	
1.	139295	MK-200, 7 x 5/8 Arbor	
2.	139311	MK-215, 7 x 5/8 Arbor	
3.	153293	MK-315, 7 x 5/8 Arbor	
5.	134577-MK	Dual 45° Flat Angle Guide	
6.	134569-MK	90° Protractor	
8.	152792	Dressing Stone	