

BLACK WIRES FROM ENGINE ROUTE BETWEEN ENGINE FACIA AND CARBURATOR

BROWN AND GREY WIRE TORQUE 40-50 IN-LBS 46 TO BATTERY SIDE OF STARTER SOLENOID

RED WIRE FROM ENGINE

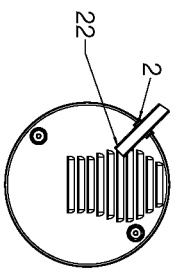
PINK WIRE TO BATTERY SIDE OF STARTER SOLENOID

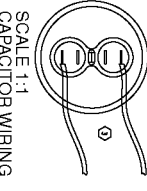
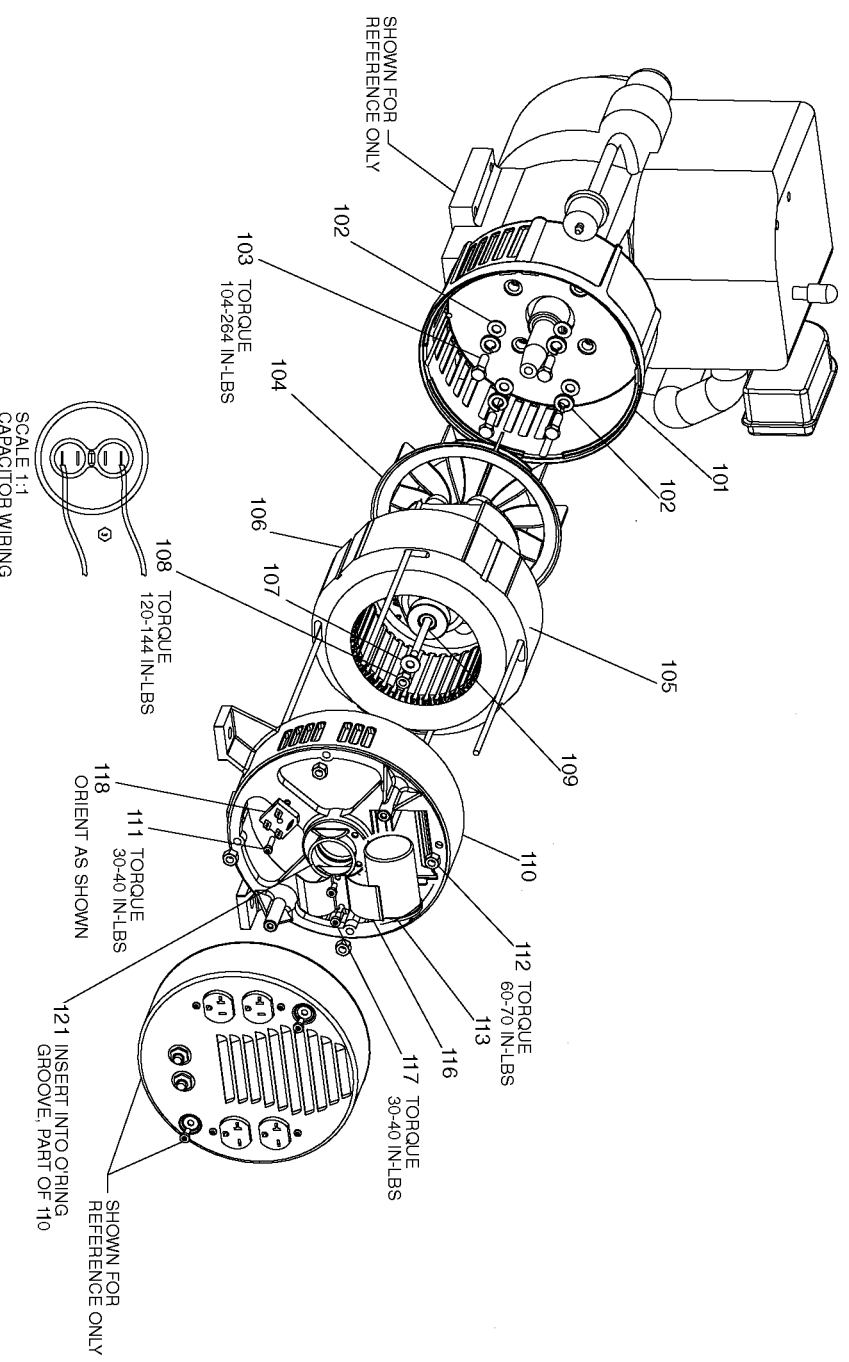
PLUG LIGHT BLUE WIRE INTO SOLENOID

YELLOW WIRE
PLUG INTO DOUBLE FEMALE BULLET CONNECTOR (BLACK WIRES) FROM ENGINE BLOCK

PLACE INTO SLOT IN WIRES MUST NOT INTERFERE WITH ENGINE LINKAGES

3 ROUTE THROUGH CONTROL PANEL COVER (SEE PANEL ASSEMBLY DRAWING)





Parts List for GBVE7500-WK Type 0

Item Number	Part Number	Description	Qty Required
1	Z-GS-0795	TANK FUEL 7G SS	1
2	GS-0199	BUSHING SNAP 1 OD	1
3	000000-00	No Longer Available	1
4	Z-A14582	HOSE FUEL	1
7	000000-00	No Longer Available	1
9	95829230	SCREW .313-18X1.50 H	1
10	GS-0118	STRAP GROUND	1
11	GS-0033	ISOLATOR VIBRATION 1	1
12	SSF-8150	NUT .312-18 UNC HEX	1
13	N017772	LOCK WASHER	1
14	SS-12-CD	SCREW .313-18X.750 H	1
16	000000-00	No Longer Available	1
17	GS-0117	LUG GROUND	1
18	000000-00	No Longer Available	1
20	D24273	SHIELD HEAT BSV GHC	1
21	SSF-553-1	SCREW #10-24X.563 TH	1
22	GS-0077	COVER END BLANK	1
23	SSN-632	WASHER .875 OD .375	1
24	91895680	SCREW .250-20X.750 H	1
25	GS-0863	CAP FUEL W/GAUGE	1
26	000000-00	No Longer Available	1
31	GS-0227	CLAMP FUEL .50	1
33	000000-00	No Longer Available	1
34	N103455	GROMMET	1
35	GS-0437	DRAIN COCK	1
39	330016-13	WASHER	1
40	000000-00	No Longer Available	1

Parts List for GBVE7500-WK Type 0

Item Number	Part Number	Description	Qty Required
44	000000-00	No Longer Available	1
46	SSF-575	NUT .250-20 HEX W/KE	1
47	000000-00	No Longer Available	1
101	000000-00	No Longer Available	1
102	SSN-619	WASHER .375 SPRING L	1
103	5140125-93	SCREW	1
104	000000-00	No Longer Available	1
104	D29822	KIT SERVICE FOCUS MO	1
105	GS-0273	BOLT STATOR THRU 207	1
106	000000-00	No Longer Available	1
106	D29822	KIT SERVICE FOCUS MO	1
107	330016-13	WASHER	1
108	SSF-576	NUT .313-24 HEX W/KE	1
109	GS-0315-1	BOLT ROTOR THRU 207L	1
110	000000-00	No Longer Available	1
111	SSF-3158-1	SCREW #10-24X.750 TH	1
112	SSF-575	NUT .250-20 HEX W/KE	1
113	GS-0748	CAPACITOR 40UF 370V	1
116	GS-0595	BRACKET CAPACITOR 2.	1
117	SSF-553-1	SCREW #10-24X.563 TH	1
118	GS-0767	RECTIFIER	1
121	GS-0862	O-RING ROTOR BEARING	1
201	000000-00	No Longer Available	1
202	000000-00	No Longer Available	1
203	SSF-3156	SCREW #10-9X.500 THD	1
204	SSF-583	SCREW #6-32X.500 PAN	1
205	SSF-584	NUT #6-32 SPEED SELF	1

Parts List for GBVE7500-WK Type 0

Item Number	Part Number	Description	Qty Required
206	D21508	BREAKER CIRCUIT	1
206	GS-0681	BREAKER CIRCUIT	1
206	000000-00	No Longer Available	1
206	GS-0644	RECEPTACLE GFCI 120V	1
206	GS-0021	RECEPTACLE 125V 30A	1
206	GS-0455	RECEPTACLE 4 PRONG 3	1
206	GS-0679	SWITCH IDLE CONTROL	1
206	GS-0046	SWITCH OFF - ON / ST	1
206	GS-0026	BREAKER CIRCUIT 125/	1
207	N080007	BOARD ASSY	1
208	SSF-595	NUT .438-28 UNEF HEX	1
209	Z-GS-0728	ASSY BINDING POST SS	1
210	GS-0835	ASSY RESISTOR DC SHU	1
211	D26113	CLAMP MOLDED STRESS	1