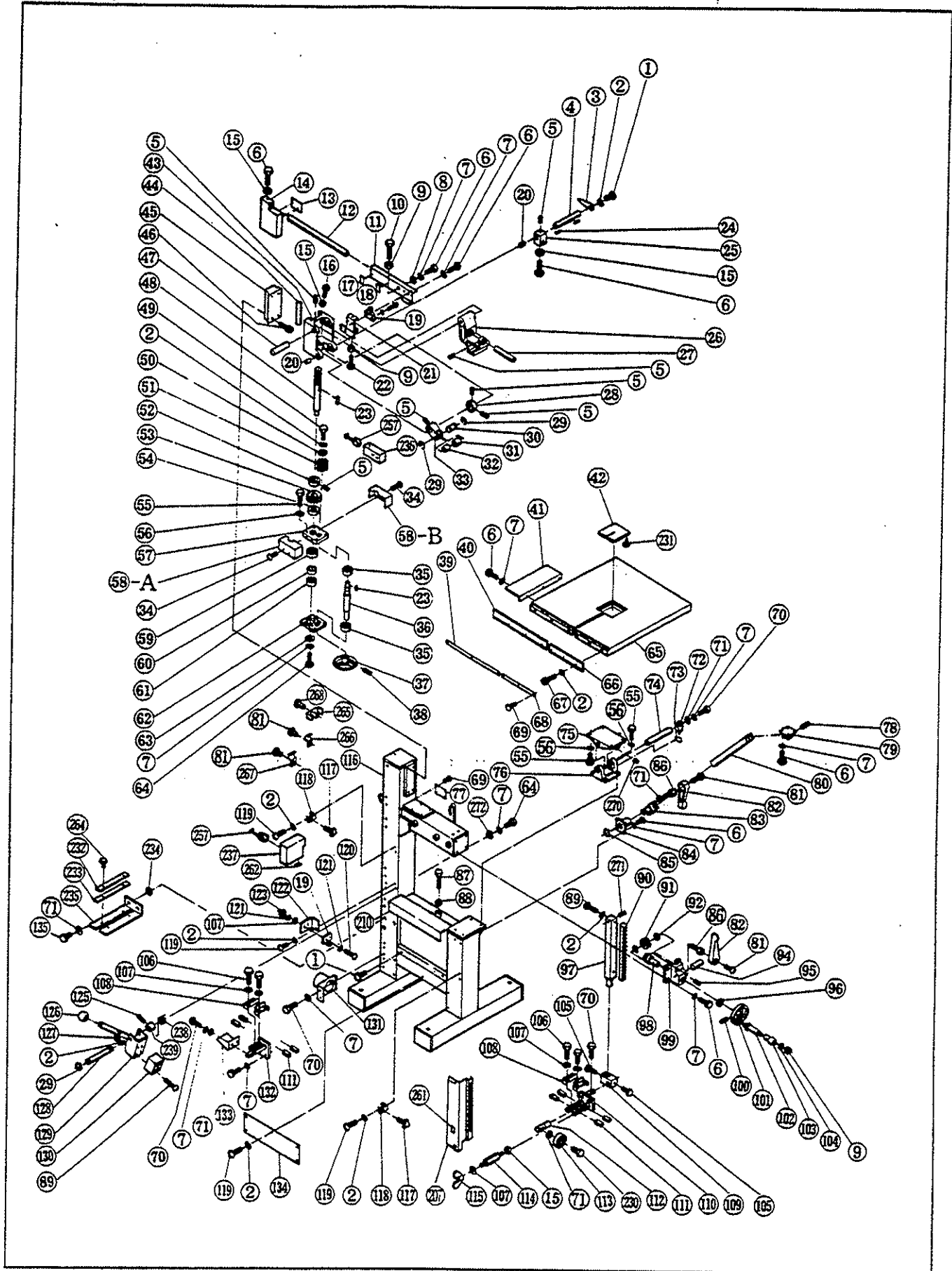


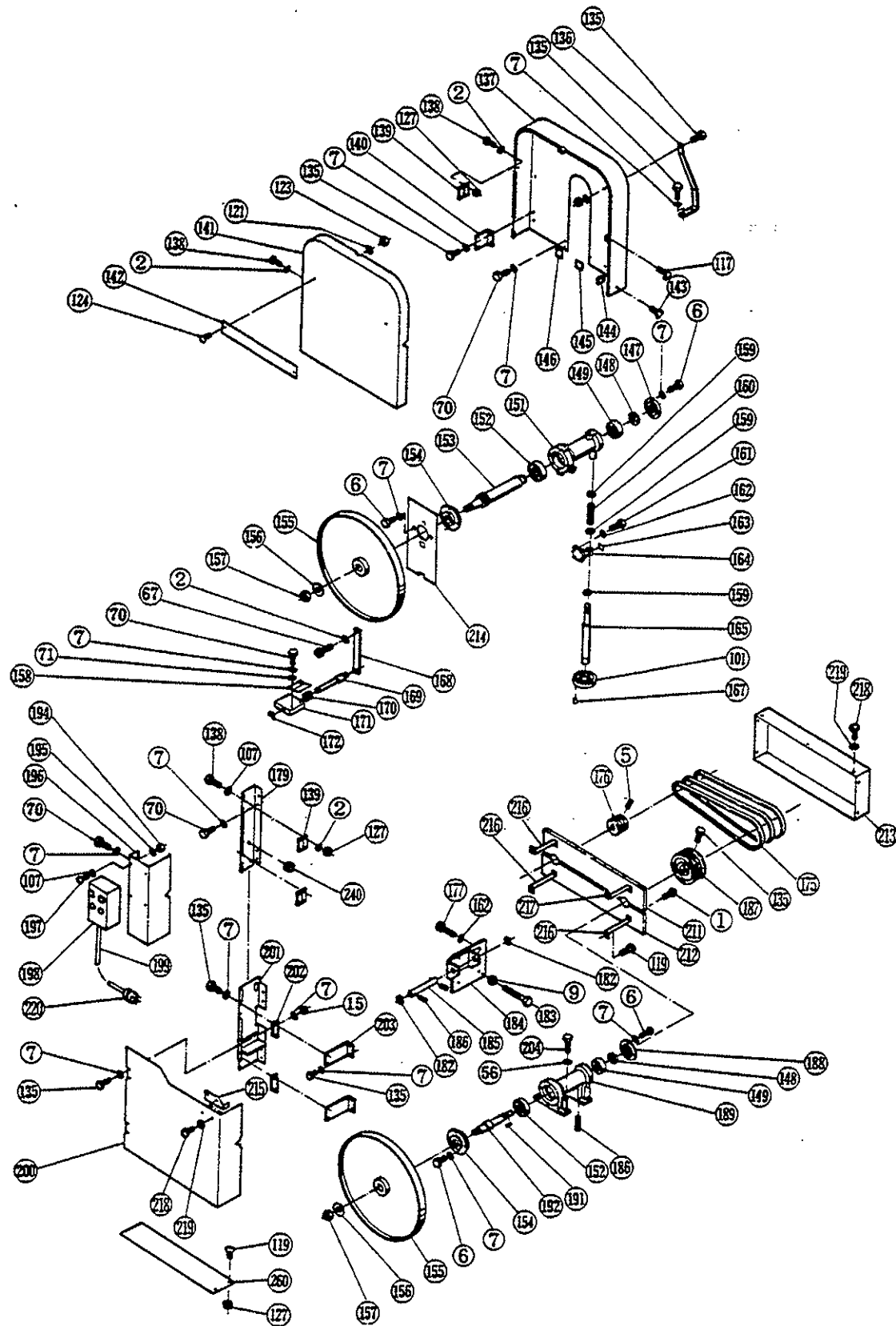
# BAND SAW

## BS-1100



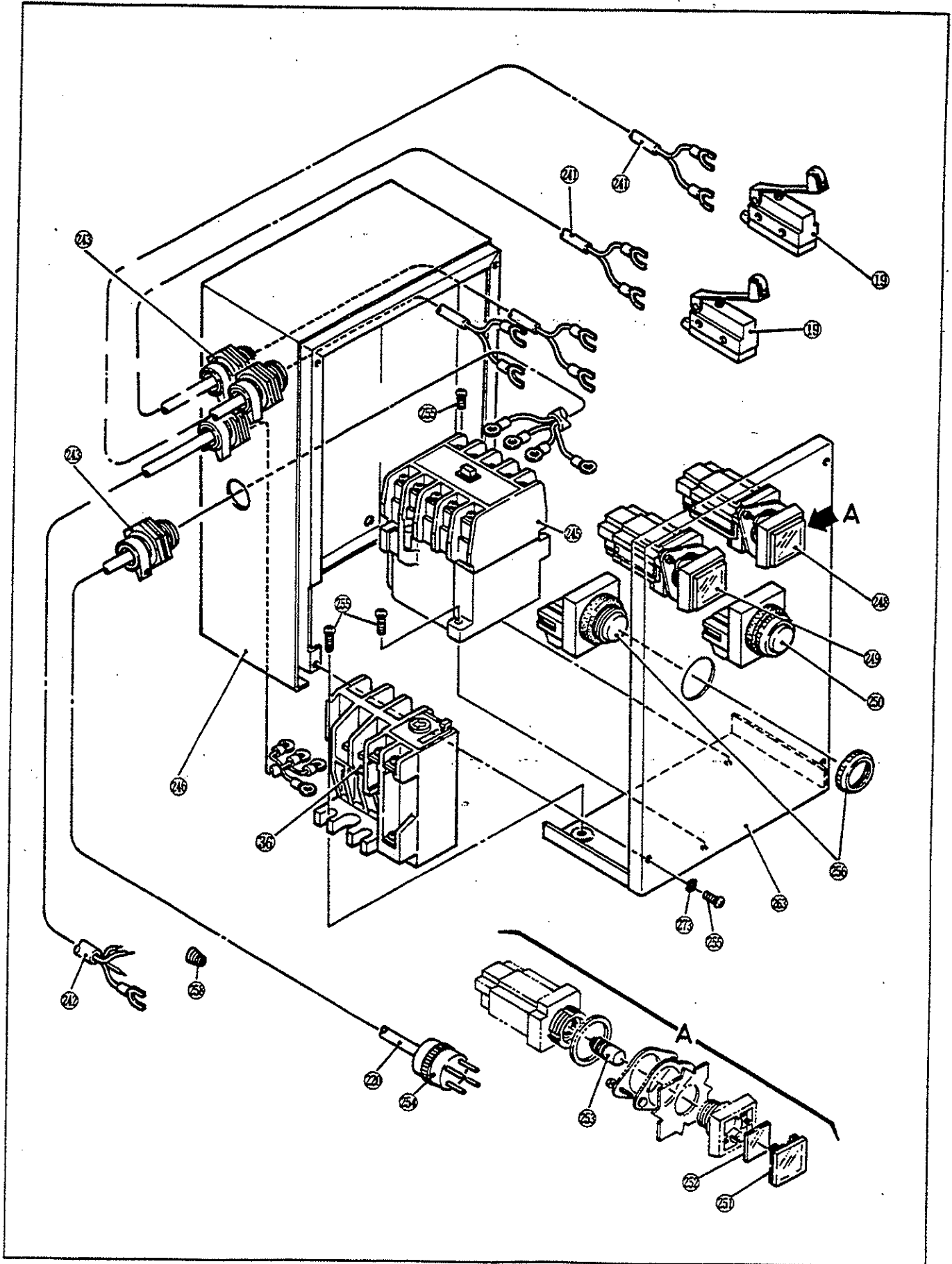
# BAND SAW

## BS-1100



# BAND SAW

BS-1100



## PARTS LIST FOR AFTER SALES SERVICE MODEL BS1100

REF	PART NO.	DESCRIPTION	QTY	REF	PART NO.	DESCRIPTION	QTY
	9000610	PHILLIPS PAN SCREW M6X10	2	50	6900151	WASHER	1
2	9550600	SPRING WASHER M6	65	51	6200382	PINION GEAR	1
3	6152614	TENSION INDICATOR	1	52	6900603	COLLAR (A)	1
4	6100545	CUM SHAFT	1	53	6200381	GEAR	1
5	9270610	CLAMP SCREW M6X10	1	54	6900602	COLLAR (B)	1
6	9190825	HEX HEAD BOLT M8X25	38	55	9191235	HEX HEAD BOLT M12X35	16
7	9550800	SPRING WASHER M8	63	56	9551200	SPRING WASHER M12	24
8	6900606	COLLAR	2	57	6190352	TENSION BEARING CASE	1
9	9301000	HEX NUT M10	3	58	6880948	GEAR COVER "A" TYPE	1
10	9191050	HEX HEAD BOLT M10X50	1	—	6880951	GEAR COVER "B" TYPE	1
11	6152611	TENSION GUIDE PLATE	1	59	9856006	BALL BEARING #6006LLU	1
12	6100546	WEIGHT BAR	1	60	6900605	COLLAR (C)	1
13	6920753	SEAL	1	61	9991105	THRUST BEARING	1
14	6290103	WEIGHT	1	62	6190351	TENSION BEARING CASE	1
15	9300800	HEX NUT M8	9	63	6900604	WASHER	1
16	9190835	HEX HEAD BOLT M8X35	4	64	9190816	HEX HEAD BOLT M8X16	2
17	6920805	SEAL	1	65	6850459	TABLE	1
18	6920807	SEAL	1	66	6200384	LUCK (R)	1
19	6550305	LIMIT SWITCH	2	67	9220620	HEX SOCKET HEAD BOLT M6X20	8
20	6750016	OILLESS METAL	2	68	6920809	INDICATION PLATE (A)	1
21	6090353	LIMIT SWITCH BRACKET	1	69	6120011	RIVET #2	10
22	9191040	HEX HEAD BOLT M10X40	1	70	9190812	HEX HEAD BOLT M8X12	16
23	6100549	PARALLEL KEY	2	71	9570800	WASHER	6
	6100498	PARALLEL KEY	2	72	6152314	INDICATOR (T)	1
	6290102	WEIGHT BRACKET	1	73	6920748	INDICATION PLATE	1
26	6190349	CASE BRACKET	1	74	6100482	TABLE FULCRUM	1
27	6100543	SHAFT	1	75	6190266	TABLE FULCRUM PLATE	1
28	6900567	COLLAR	1	76	6190273	TABLE BRACKET	1
29	9511200	RETAINING RING S-12	4	77	6912408	NAME PLATE	1
30	6120219	NEEDLE PIN	1	78	6120001	SPRING PIN	1
31	6750079	NEEDLE BEARING	1	79	6090352	TABLE CLAMP	1
32	6760123	INNER LACE	1	80	6100542	TABLE STAY	1
33	6860271	CUM	1	81	9020412	PHILLIPS PAN SCREW M4X12	2
34	9020516	PHILLIPS PAN SCREW M5X16	4	82	6830044	LEVER	2
35	9846202	BALL BEARING #6202LLB	2	83	6290101	TABLE CLAMP BLOCK	1
36	6590301	THERMAL	1	84	6090351	TABLE CLAMP FLANGE	1
37	6831286	TENSION ADJUSTMENT HANDLE	1	85	9512000	RETAINING RING S-20	2
38	9405032	SPRING PIN	1	86	6130746	CLAMP BOLT M13X52	2
39	6920811	INDICATION PLATE (B)	1	87	9191670	HEX HEAD BOLT M16X70	1
40	6200383	LUCK (L)	1	88	9301600	HEX NUT M16	1
41	6850412	SUPPORT TABLE	1	89	9000625	PHILLIPS PAN SCREW M6X25	7
42	6390196	TABLE INNER WOOD	1	90	6200380	LUCK	1
43	6190350	RUM	1	91	6200378	GEAR	1
44	6152287	CUTTER	1	92	6900601	COLLAR	2
45	6190296	SLIDE RUM	1	94	6110169	GEAR SHAFT	1
46	9221260	HEX SOCKET HEAD BOLT M12X6	4	95	9280610	CLAMP SCREW M6X10	6
47	6100488	FULCRUM SHAFT	1	96	6900607	THRUST WASHER	1
	6130745	TENSION ADJUSTMENT SCREW	1	97	6290099	BLADE GUIDE BAR	1
49	9190616	HEX HEAD BOLT M6X16	1	98	6200354	WORM	1

## PARTS LIST FOR AFTER SALES SERVICE MODEL BS1100

REF	PART NO.	DESCRIPTION	QTY	REF	PART NO.	DESCRIPTION	QTY
99	6820729	BLADE GUIDE GEAR CASE	1	148	6130686	KNOB BOLT M8X15	2
100	9404030	SPRING PIN	2	149	9846209	BALL BEARING #6209LLB	2
101	6830264	HANDLE	2	151	6190455	UPPER BEARING CASE	1
102	6100544	TENSION HANDLE SHAFT	1	152	9846311	BALL BEARING #6311LLB	2
103	9191090	HEX HEAD BOLT M10X90	2	153	6100786	UPPER WHEEL SHAFT	1
104	9571000	WASHER	3	154	6880942	FRONT BEARING CASE	1
105	9191020	HEX HEAD BOLT M10X20	2	155	6190344	WHEEL	1
106	9190625	HEX HEAD BOLT M6X25	8	156	6900566	WASHER	2
107	9570600	WASHER	34	157	6130692	HEX NUT (L.H.T.)	2
108	6154263	BLADE GUIDE CLAMP	4	158	6310006	UPPER SCRAPER	1
109	6290100	BLADE GUIDE HOLDER	1	159	9571400	WASHER	3
110	6080843	UPPER BLADE GUIDE BRACKET	1	160	6180351	ADJUST COIL SPRING	1
111	6360237	STRAIGHT GUIDE	8	161	9221035	HEX SOCKET HEAD BOLT M10X3	4
112	6100787	BEARING SHAFT (1)	1	162	9551000	SPRING WASHER M10	4
113	9846204	BALL BEARING #6204LLB	1	164	6190342	BRACKET	1
114	6100536	SAW COVER STUD	1	165	6130744	WHEEL SHAFT	1
115	9340600	WING NUT M6	1	167	6370174	CAP	1
116	6080546	FRAME ASS'Y	1	168	6152551	SCRAPER SET BAR	1
117	6131051	KNOB BOLT M8X15	3	169	6100491	UPPER SCRAPER STUD	1
118	6080535	CLAMP METAL	2	170	6180332	UPPER SCRAPER SPRING	1
119	9000614	PHILLIPS PAN SCREW M6X14	24	171	6190270	UPPER SCRAPER HOLDER	1
120	9020430	PHILLIPS PAN SCREW M4X30	6	172	9500600	RETAINING RING E-6	1
121	9570400	WASHER	2	175	6860274	V-BELT	3
122	6152549	BRACKET	1	176	6860211	V-PULLEY	1
123	9300400	HEX NUT M4	2	177	9191030	HEX HEAD BOLT M10X30	4
124	9020414	PHILLIPS PAN SCREW M4X14	2	179	6880975	MIDDLE COVER PLATE	1
125	9404018	SPRING PIN	1	182	9572000	WASHER	2
126	6831328	GRIP	1	183	9191070	HEX HEAD BOLT M10X70	1
127	9300600	HEX NUT M6	26	184	6090359	MOTOR BASE	1
128	6100548	BRAKE STUD	1	185	6100547	FULCRUM SHAFT	1
129	6080544	BRAKE BRACKET ASS'Y	1	186	9416040	PARALLEL PIN	2
130	6390179	BRAKE SHOE	1	187	6860213	V-PULLEY (L)	1
131	6880979	DUCT PIPE	1	188	6880945	BEARING CASE	1
132	6090350	LOWER BLADE GUIDE	1	189	6190456	BEARING CASE	1
133	6310007	LOWER SCRAPER	1	191	6100499	PARALLEL KEY	1
134	6880969	DUCT COVER	1	192	6100785	LOWER WHEEL SHAFT	1
135	9190820	HEX HEAD BOLT M8X20	12	194	9300500	HEX NUT M5	4
136	6152554	COVER STAY (L)	1	196	6880960	MIDDLE COVER	1
137	6880958	UPPER WHEEL COVER	1	197	9020512	PHILLIPS PAN SCREW M5X12	11
138	9190612	HEX HEAD BOLT M6X12	24	198	6550328	OPERATING PLATE	1
139	6290105	HINGE	6	199	6520229	CORD ASS'Y AWG#14X4X3	1
140	6152557	UPPER BRACKET	1	200	6880964	LOWER DOOR ASS'Y	1
141	6880955	UPPER DOOR	1	201	6880966	COVER PLATE	1
142	6920817	BRAND LABEL	1	203	6152560	LOWER BRACKET	2
143	6130690	KNOB BOLT M6X10	1	204	9191240	HEX HEAD VOLT M12X40	4
144	6152275	SAW COVER SET PLATE	1	207	6152540	SAW COVER	1
145	6920751	SEAL	2	210	6152578	COVER (C)	1
146	6920752	SEAL	2	211	6152587	BELT COVER (1)	1
147	6880939	REAR BEARING CASE	1	212	6152590	BELT COVER (2)	1

## PARTS LIST FOR AFTER SALES SERVICE MODEL BS1100

F	PART NO.	DESCRIPTION	QTY	REF	PART NO.	DESCRIPTION	QTY
213	6152593	BELT COVER (3)	1	273	9610500	TOOTHED LOCK WASHER M5	8
214	6152581	COVER (D)	1	—	6560025	TERMINAL	2
215	6152584	COVER (E)	1	STANDARD ACCESSORIES			
216	6152596	BELT COVER STAY (1)	1	500	6074243	AUX. ROLLER SET	1
217	6152599	BELT COVER STAY (2)	1	500-1	9000520	PHILLIPS PAN SCREW M5X20	2
218	9020508	PHILLIPS PAN SCREW M5X8	14	500-2	9191230	HEX HEAD BOLT M10X70	4
219	9570500	WASHER	14	500-3	9300500	HEX NUT M5	2
230	6100789	BEARING SHAFT (20	1	500-4	9511200	RETAINING RING S-12	2
231	6130012	WOODEN SCREW M2.1X10	7	500-5	9551200	SPRING WASHER M12	4
232	6152572	CLAMP PLATE	2	500-6	9571200	WASHER	2
233	6370268	RUBBER	2	501	6240113	OPEN-END WRENCH	1
235	6152575	BRACKET	1	—	6241073	OPEN-END WRENCH	1
236	6153936	LIMIT SWITCH CASE (1)	1	502	6630443	BAND SAW BLADE STELITE	1
237	6153937	LIMIT SWITCH CASE (2)	1	520	6080346	RULER ASS'Y	1
238	6180349	BRAKE SPRING	1	520-1	9221250	HEX SOCKET HEAD BOLT M12X5	1
239	6900600	BRAKE STUD SPACER	1	520-2	9551200	SPRING WASHER M12	1
240	6370267	GROMMET	1	520-3	6190285	SCALE	1
241	6520231	LEAD WIRE (A)	2	520-4	6190347	SCALE BRACKET	1
242	6520230	LEAD WIRE (B)	1	520-5	6180329	SPRING	1
243	6590311	BUSH	5	520-6	6200352	TENSION SPRING CASE	1
245	6590302	MAGNET SWITCH	2	520-7	9404022	SPRING PIN	2
248	6590304	LAMP	1	520-8	9191035	HEX HEAD BOLT M10X35	1
2	6590303	LAMP	1	520-9	9551000	SPRING WASHER M10	1
7	6550330	SWITCH	1	520-10	9571000	WASHER	1
251	6590416	PLATE	1	520-11	9220630	HEX SOCKET HEAD BOLT M6X30	1
252	6590413	LENS (WHITE)	1	520-12	9550600	SPRING WASHER M6	1
—	6590414	LENS (GREEN)	1	520-13	6130746	CLAMP BOLT M13X52	1
253	6590412	LAMP	1	520-14	6830044	LEVER	1
254	6590312	PLUG	1	520-15	9020412	PHILLIPS PAN SCREW M4X12	5
255	9120406	TRUSS HEAD SCREW M4X6	4	520-16	6152602	INDICATOR (L)	1
256	6550331	SWITCH	1	520-17	9570400	WASHER	4
257	6590282	CORD BUSH	2	520-18	6152605	INDICATOR (R)	1
258	6560160	CONNECTOR	4	520-19	6831260	WHEEL ADJUSTMENT KNOB	1
260	6880936	DUST COLLECTION	1	520-20	6110192	GEAR SHAFT	1
261	6920318	SEAL	1	520-21	6080542	SCALE GUIDE BAR ASS'Y	1
263	6920803	SEAL	1	530	6080347	STUFF FIXING MECHANISM	1
264	9020510	PHILLIPS PAN SCREW M5X10	4	530-1	9511000	RETAINING RING S-10	2
265	6560128	CORD CLAMP	1	530-2	9571000	WASHER	2
267	6590292	CORD CLAMP	7	530-3	6180350	SPRING	2
268	9000630	PHILLIPS PAN SCREW M6X30	1	530-4	6860272	ROLLER	1
270	9270810	CLAMP SCREW M8X10	1	530-5	9280508	CLAMP SCREW M5X8	2
271	9405036	SPRING PIN	1	530-6	6190348	BRACKET	1
272	9560800	WASHER	1	530-7	6130268	KNOB SCREW M8X30	1