
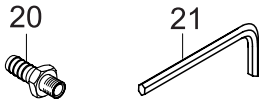


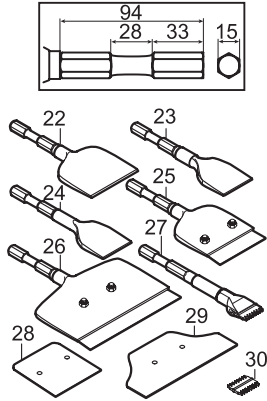
Item	Part No	Description	Qty
1	113.522	Body cylinder	1
2	143.524	Piston	1
3	615 250526 0	5/8" hex. tool retainer	1
4	250.549	Threaded adapter	1
5	320.524	Cover assembly B20L	1
5	320.525	Cover assembly B20L-1	1
6	321.574	Throttle lever	1
7	395.518	Valve body assembly (6-8-9)	1
8	399.745	Valve stem set (13-14)	1
9	637.116	Roll pin	1
10	658.242	'O' ring	1
11	658.243	'O' ring	1
12	616.05	Screw	1

Item	Part No	Description	Qty
13	658.239	'O' ring	1
14	681.578	Valve spring	1
		Nameplate	1

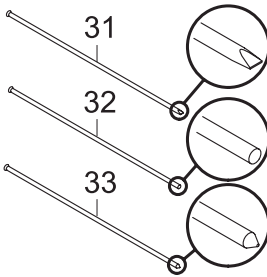
	6158727980	Warning label
	6159948780	Safety instructions
	6159944190	Operator's manual

Accessories included


Item	Part No	Description	Qty
20	6158020560	1/4" air hose nipple for 3/8" ID hose	1
21	6158020560	Hex key 6mm	1

Optional accessories
HEX. SHANK 5/8" CHISELS


Item	Part No	Description	Qty
22	6158044410	Chisel width 3-15/16" (100 mm) length 7" (180 mm)	1
23	6158044420	Chisel width 1-31/32" (50 mm) length 7" (180 mm)	1
24	6150029000	Beryllium-copper, spark resistant chisel, width 1-31/32" (50 mm)	1
25	6150029010	Scaling tool width 3-15/16" (100 mm)	1
26	6150029020	Scaling tool width 7-7/8" (200 mm)	1
27	6150029030	Holder, comb-type chisel width 1-1/2" (38 mm) length 7" (180 mm)	1
28	6152505270	Spare blade, width 3-15/16" (100 mm)	1
29	6152505280	Spare blade, width 7-7/8" (200 mm)	1
30	6152505390	Spare comb, width 1-1/2" (38 mm)	1

NEEDLES SETS


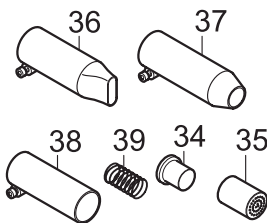
Item	Part No	Description	Qty
31	6153998190	Chisel tip needles $\text{\O}1/8"$ (3 mm)	100
31	6153998200	Chisel tip needles $\text{\O}5/32"$ (4 mm)	100
32	6153998160	Flat tip needles $\text{\O}5/64"$ (2 mm)	100
32	6153998170	Flat tip needles $\text{\O}1/8"$ (3 mm)	100
32	6153998180	Flat tip needles $\text{\O}5/32"$ (4 mm)	100
32	6158040630	Beryllium-copper, spark resistant flat tip needles $\text{\O}1/8"$ (3 mm)	100
33	6153998210	Pointed tip needles $\text{\O}1/8"$ (3 mm)	100
33	6153998220	Pointed tip needles $\text{\O}5/32"$ (4 mm)	100

Conversion to a Needle Scaler

Remove the screw (12) from the tool retainer (3) and unscrew the tool retainer. Slide the spring (39), needle holder (35) with its set of needles and anvil (34) into the intermediate tube (38).

Position the straight front tube (36 or 37) on the intermediate tube (38). Screw on the tube assembly on the body cylinder (1) and lock the assembly in position with the screw. Remove the screw from the straight front tube (36 or 37) and position it so that the needles protrude by approximately 25 mm. Tighten the screw.

To compensate for needle wear, reassemble the straight front tube (36 or 37) on the intermediate tube (38).

Accessories to convert B20 into Needle Scalers


Item	Part No	Description	Qty
34	6152505160	Anvil	1
35	6152505170	Needle holder for 28 needles $\text{\O}1/8"$ (3 mm)	1
35	6152505330	Needle holder for 35 needles $\text{\O}5/32"$ (4 mm)	1
36	6152505180	Straight front tube	1
37	6152505190	Round front tube	1
38	6155665430	Intermediate tube	1
39	6156815800	Compression spring	1