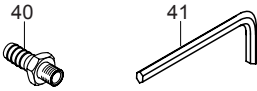


Item	Part No	Description	Qty
1	672.522	Valve Cap	1
2	658.238	Valve Cap O'Ring	1
3	681.578	Valve Spring	1
4	312.531	Valve Stem	1
5	658.239	Valve Seat O'Ring	1
6	307.516	Valve Body	1
7	321.574	Throttle Lever	1
7a	6153212470	Safety Lever (B16 only)	1
8	6156350410	Roll Pin	1
*	395.518	Valve Body Assembly (includes items 1-8)	1
9	6153000480	Rubber Handle Grip	1
17	6157700570	Ball 6mm diameter (Polyurethane)	1
18	6156583260	Ball Retaining O'Ring	1
10	6155731350	Cover Assembly (Pistol Grip) B18	1
	6155731370	Cover Assembly (Pistol Grip) B19	1
10a	6155731360	Cover Assembly (Inline) B16	1
12	6155961060	Guide Plate B16, B18	1
"	6155961070	Guide Plate B19	1
13	6156500340	Guide Plate Seal B16, B18	1
"	6156500350	Guide Plate Seal B19	1
14	658.243	Guide Plate O'Ring B16, B18	1
"	658.243	Guide Plate O'Ring B19	1
15	6154001530	Cylinder B16, B18	1
"	6154001540	Cylinder Sub Assembly B19	1
19	6156452390	Piston Cushion B16, B18	1
"	6156452400	Piston Cushion B19	1
22	6154320090	Intermediate Tube B16, B18	1
"	6154320100	Intermediate Tube B19	1
23	6155731380	Intermediate Tube Outer Sleeve B16, B18	1
"	6155731390	Intermediate Tube Outer Sleeve B19	1
24	6156870670	Circlip B19	1
25	658.243	Front Tube Locking O'Ring B16, B18	1
"	658.243	Front Tube Locking O'Ring B19	1

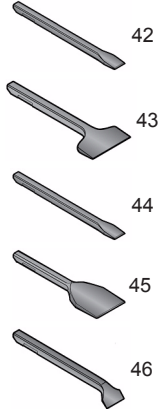
Item	Part No	Description	Qty
26	6151430550	Piston B16, B18	1
"	6151430560	Piston B19	1
28	6151550170	Valve Pin	1
29	6156583310	Piston Ring B16, B18	1
"	6156583320	Piston Ring B19	1
30	6152520130	Needle Holder (3mm) B16, B18	1
"	6152520140	Needle Holder (3mm) B19	1
31	6158046160	Needle Chisel (3mm) B16, B18	19
"	6158046170	Needle Chisel (3mm) B19	28
32	6156901000	Front Spring B16, B18	1
"	6156901010	Front Spring B19	1
33	6155961030	Front Tube Insert + Spacer B16, B18	1
"	6155961040	Front Tube Insert B19	1
34	6155751210	Front Tube B16, B18	1
"	6155751220	Front Tube B19	1
35	6156452410	Cylinder Stem Reaction Ring B16, B18	1
"	6156452420	Cylinder Stem Reaction Ring B19	1
36	6152505600	Anvil B16, B18	1
"	6152505610	Anvil B19	1
37	6152520150	Chisel Holder B16, B18	1
"	6152520160	Chisel Holder B19	1
38	6158046180	Chisel, width 3/4" (19mm), length 7" (178 mm) B18BV, B19BV	1
"	6158046220	Chisel, width 3/4" (19 mm), length 10" (254 mm) B16BV	1
39		Screw (included 37) B16BV, B18BV, B19BV	1
		Nameplate	1
	6158727980	Warning label	
	6159948780	Safety instructions	
	6159948610	Operator's manual	

Accessories included



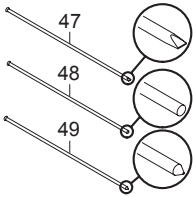
Item	Part No	Description	Qty
40	6155961050	1/4" air hose nipple for 10mm (3/8") ID hose	1
41	6158020560	Hex. Key 6mm	1

Optional accessories B16BV, B18BV, B19BV



Item	Part No	Description	Qty
42	6158046180	Chisel 1/2" square shank 7" (180 mm) long x 3/4" (19 mm) wide blade	1
43	6158046190	Chisel 1/2" square shank 7" (180 mm) long x 2 1/2" (64 mm) wide blade	1
44	6158046200	Chisel 1/2" square shank 10" (254 mm) long x 3/4" (19 mm) wide blade	1
45	6158046210	Chisel 1/2" square shank spark resistant 7" (180 mm) long x 2" (50 mm) wide blade	1
46	6158046220	Chisel 1/2" squ shk 7" (180 mm) long x 1 3/8" (35 mm) wide cranked blade	1

Optional accessories B16MV, B18MV, B19MV



Item	Part No	Description	Qty
47	6153998190	Chisel tip needles Ø1/8" (Ø3 mm)	100
"	6153998200	Chisel tip needles Ø5/32" (Ø4 mm)	100
48	6153998160	Flat tip needles Ø5/64" (Ø2 mm)	100
"	6153998170	Flat tip needles Ø1/8" (Ø3 mm)	100
"	6153998180	Flat tip needles Ø5/32" (Ø4 mm)	100
49	6153998210	Pointed tip needles Ø1/8" (Ø3 mm)	100
"	6153998220	Pointed tip needles Ø5/32" (Ø4 mm)	100

CONVERSION TO CHISEL HAMMER

Unscrew the front sleeve (34) and remove it, along with all the needles (30, 31, 32). Slide the anvil (36) into the casing (22). Position the spring (32) on the anvil (36). Screw the chisel support (37) and tighten. Secure the assembly using the screw (39). Slide the chisel into the support (37) and lock by turning the support ring (37) by one half turn.

CONVERSION TO NEEDLE SCALER

Loosen the Screw (39). Unscrew the chisel holder (37). Remove the spring (32) and the anvil (36). Slide the needles (31) and the support (30) into the casing (22). Position the spring (32) around the needles in the casing (22). Slide the part (33) in the front sleeve (34) to the end. Tightly screw the front sleeve (34) on the casing (22).