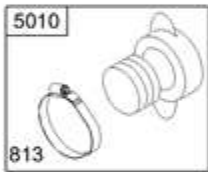
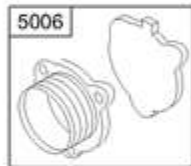
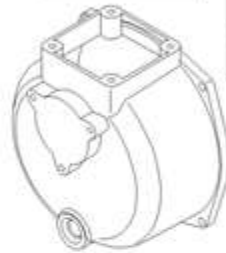
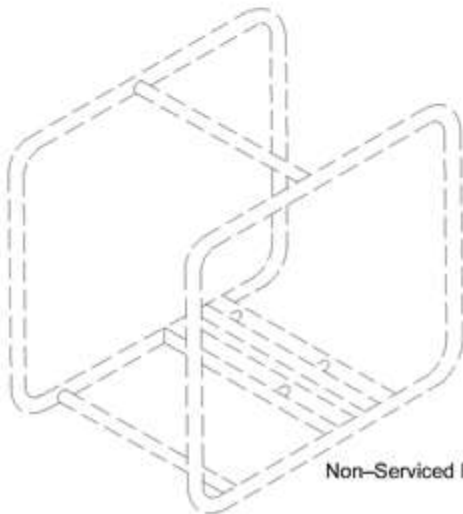


1058 OWNER'S MANUAL



For Engine Service Information,  
Contact Engine Manufacturer.



Non-Serviced Part



<b>Ref #</b>	<b>Part #</b>	<b>Description</b>	<b>Context Note</b>	<b>Foot Note</b>
813	865111	Clamp		
1058	MS5234	Operator's Manual		
1059	865113	Kit-Screw/Washer	(Flange to Crankcase Cover)	
1117	865147	Screw	(Engine Mount)	
5001	865086	Pump-Water 3" Outlet		
5003	865088	Bracket-Flange		
5004	865091	Impeller		
5005	865093	Volute		
5006	865095	Flange-Inlet		
5007	865097	Drain-Water		
5008	865099	Flange-Outlet		
5009	865101	Strainer-Water		
5010	865103	Coupling-Water		
5011	865105	Screw	(Inlet Flange) (Inlet Flange)	
5012	865107	Screw	(Outlet Flange) (Outlet Flange)	
5013	865109	Kit-Screw/Nut	(Pump Housing to Flange)	
5014	865115	Kit-Pump Overhaul		
5015	865148	Seal-Impeller		