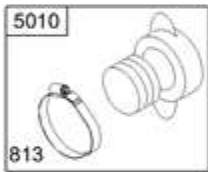
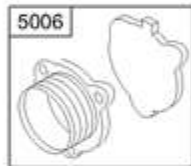
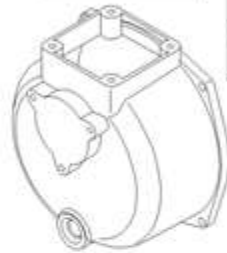
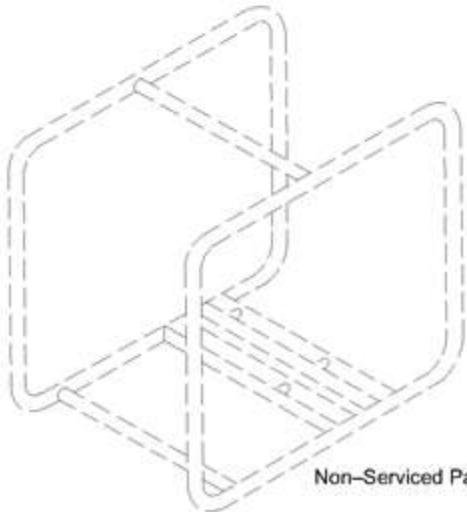


1058 OWNER'S MANUAL

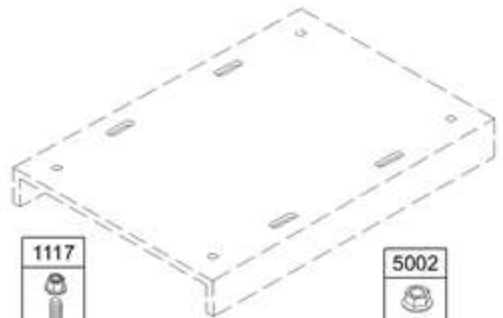
Non-Serviced Part



For Engine Service Information,
Contact Engine Manufacturer.



Non-Serviced Part



Ref #	Part #	Description	Context Note	Foot Note
813	865110	Clamp		
1058	MS5238	Operator's Manual		
1059	865112	Kit-Screw/Washer	(Flange to Crankcase Cover)	
1117	865147	Screw	(Engine Mount)	
5000	865085	Pump-Water 2" Outlet		
5002	865089	Foot-Rubber		
5003	865087	Bracket-Flange		
5004	865090	Impeller		
5005	865092	Volute		
5006	865094	Flange-Inlet		
5007	865096	Drain-Water		
5008	865098	Flange-Outlet		
5009	865100	Strainer-Water		
5010	865102	Coupling-Water		
5011	865104	Screw	(Inlet Flange) (Inlet Flange)	
5012	865106	Screw	(Outlet Flange) (Outlet Flange)	
5013	865108	Kit-Screw/Nut	(Pump Housing to Flange)	
5014	865114	Kit-Pump Overhaul		
5015	865148	Seal-Impeller		