



SERVICE PARTS LIST

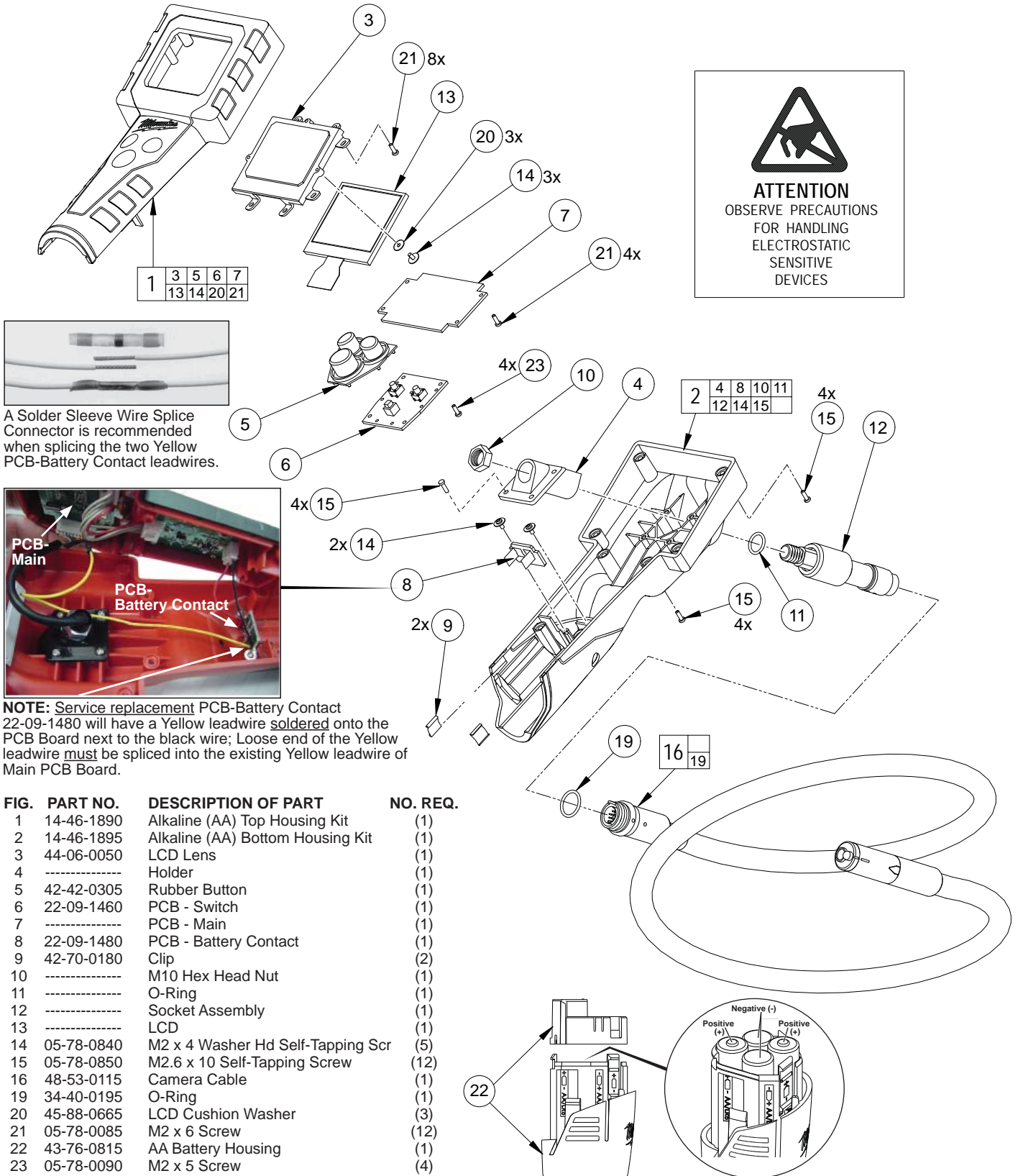
BULLETIN NO.
54-07-2300

SPECIFY CATALOG NO. AND SERIAL NO. WHEN ORDERING PARTS		REVISED BULLETIN	DATE
ALKALINE (AA) DIGITAL INSPECTION CAMERA			Sept. 2008
CATALOG NO.	2300-20	SERIAL NUMBER	B48A
WIRING INSTRUCTION			


EXAMPLE:

00	0
----	---


 Component Parts (Small #) Are Included
 When Ordering The Assembly (Large #).




ATTENTION
 OBSERVE PRECAUTIONS
 FOR HANDLING
 ELECTROSTATIC
 SENSITIVE
 DEVICES



A Solder Sleeve Wire Splice Connector is recommended when splicing the two Yellow PCB-Battery Contact leadwires.



NOTE: Service replacement PCB-Battery Contact 22-09-1480 will have a Yellow leadwire soldered onto the PCB Board next to the black wire; Loose end of the Yellow leadwire must be spliced into the existing Yellow leadwire of Main PCB Board.

FIG.	PART NO.	DESCRIPTION OF PART	NO. REQ.
1	14-46-1890	Alkaline (AA) Top Housing Kit	(1)
2	14-46-1895	Alkaline (AA) Bottom Housing Kit	(1)
3	44-06-0050	LCD Lens	(1)
4	-----	Holder	(1)
5	42-42-0305	Rubber Button	(1)
6	22-09-1460	PCB - Switch	(1)
7	-----	PCB - Main	(1)
8	22-09-1480	PCB - Battery Contact	(1)
9	42-70-0180	Clip	(2)
10	-----	M10 Hex Head Nut	(1)
11	-----	O-Ring	(1)
12	-----	Socket Assembly	(1)
13	-----	LCD	(1)
14	05-78-0840	M2 x 4 Washer Hd Self-Tapping Scr	(5)
15	05-78-0850	M2.6 x 10 Self-Tapping Screw	(12)
16	48-53-0115	Camera Cable	(1)
19	34-40-0195	O-Ring	(1)
20	45-88-0665	LCD Cushion Washer	(3)
21	05-78-0085	M2 x 6 Screw	(12)
22	43-76-0815	AA Battery Housing	(1)
23	05-78-0090	M2 x 5 Screw	(4)
	10-15-0095	Warning Label (Not Shown)	(1)
	12-20-0705	Service Nameplate (Not Shown)	(1)
	42-55-0460	Carrying Case (Not Shown)	(1)

MILWAUKEE ELECTRIC TOOL CORPORATION
 13135 W. LISBON RD., BROOKFIELD, WI 53005
 Drwg. 3